


MykoLibri

Christian Volbracht



Catalogue 118 January 2019

Isestrasse 79 20149 Hamburg

Tel + 49 40 4 60 52 05 Fax: + 49 40 460 70 559

e-Mail Mykolibri@aol.com

pdf-Catalogue and pictures in colour at: www.mykolibri.de

References: Bibliography and History

AINSWORTH, C. G.: Introduction to the history of mycology. Cambridge 1976.

DÖRFELT, H. & H. HEKLAU: Die Geschichte der Mykologie. Schwäbisch-Gmünd 1998.

JUNK, W.: Rara historico-naturalia. Berlin. 1900-1939. With mycological Rara and Rarissima.

KRIEGER, Louis C. C.: Catalogue of the mycological collection of Howard A Kelly. Baltimore 1924.

LAZZARI, Giacomo: Storia della Micologia Italiana. Trento 1973.

LINDAU, Gustav & Paul SYDOW: Thesaurus literaturae mycologicae et lichenologicae. Lipsiis 1908. 5 vols. 41800 books and prints before 1910.


LLOYD: Wycoff, E. & W. Holden: Bibliographical contributions from the Lloyd Library. Cincinnati: 1911-1918. The botanical and mycological collection of the American mycologist C. G. Lloyd.

NISSEN, Claus: Die Botanische Buchillustration. Zweite Auflage. Stuttgart 1966. About 2 500 illustrated botanical works are described.

PFISTER, Donald H. et al: A bibliography of taxonomic mycological literature 1753-1821. Vaduz 1990. From Linnaeus to Fries.

STAFLEU, Frans A. and Richard S. Cowan: Taxonomic literature. A selective guide to botanical publications and collections with dates, commentaries and types. 2nd ed. Utrecht 1976-2009. 7 vols and 8 supplements. 37.600 botanical works published until 1940.

UELLNER, Winfried: Fungorum libri Bibliothecae Joachim Schliemann. 3rd enlarged ed. Vaduz 1976. - Describes 1995 books and prints in the former Schliemann collection in northern Germany.



VOLBRACHT, Christian: MykoLibri. Die Bibliothek der Pilzbücher. Hamburg 2006-2017 Volume 1-2. More than 3600 books and prints in the collection Christian Volbracht, 1481 to 1959. See Nr. 318 in this catalogue

Free

offer Postage extra

All books are complete and in good condition unless otherwise stated.
Items not conform to description may be returned within a week after receipt

Payment:

Postbank Hamburg Account Christian Volbracht 0763279203 (BLZ 20010020)

IBAN: DE08200100200763279203 BIC: PBNKDEFF

Paypal: mykolibri@aol.com (plus transfer charges). No Credit Cards.

VAT/TVA/USt.-Nr.: DE 166887889.

[1] **AINSWORTH, Geoffrey Clough & A .S. SUSSMAN**

The Fungi. An advanced treatise. Volume I: The fungal cell. New York, London: Academic Press 1965

p (i-iv), v-xvi, 1-748: plates, figs

Uellner 600. - Contributors are leading mycologists from all parts of the world. Stamp on flyleaf, very good copy in original cloth, 23 cm Euro 25

[2] **ALESSIO, Carlo Luciano**

I boleti. Ceva: Gruppo micologico cebano 1969 p (1)-303

Original cloth with dust-wrappers; 22 cm Euro 15

[3] **ALEXOPOULUS, Constantine John**

Introductory Mycology. Second edition. New York & London: John Wiley 1962

(i-vi), vii-xvii, (1-3), 4-613: 194 figs

Uellner 15 (2nd ed.). - Good copy. Original cloth with dust-wrappers; 22,8 cm Euro 45

[4] **ALLARD, Vincent**

La cuisine des champignons. Paris: Éditions de Vecchi 1995

p (1-6), 7-143, (144)

With many recipes for unusual species. Original paperback; 21 cm Euro 25

[5] **ARAGNO, Michel**

Des champignons et des hommes.

La Chaux-de-Fonds: Imprimerie typoffset 1981

1-40: 9 (4 col) plates, figs

(Revue neuchâteloise 24e année, automne 1981. No 96)

With reproductions of beautiful unpublished plates by Leuba, Favre, Konrad and others. Original pictorial wrappers. 8vo. 24 x 16,8 cm Euro 14

[6] **BANTI, Adolfo**

I funghi come si riconoscono. La coltivazione dell'agarico. Roma: Federazione italiana dei consorzi agrari 1932

p (1-3), 4-41 (42-44): 6 (2 doublepaged and coloured) plates

(Biblioteca per l'insegnamento agrario professionale)

Volbracht 53. - Scarce. Nice pictorial cover. 20,7 cm Euro 16

[7] **BARNETT, H. L**

Illustrated genera of imperfect fungi. Second edition. Minneapolis: Burgess 1967. 4o

p (i-ii), i-iii, 1-225: 462 figs

Original spiral-binding; 28 cm Euro 30

[8] **BATAILLE, Frédéric**

Flore monographique des Cortinaires de l'Europe. Besançon: Dodivers 1911

p (1)-112.

(Soc. Hist. Nat. Doubs, Mém 22, 1911 [1912])


Volbracht 78; Stafleu 20.373; Uellner 60. - Rare. Orig. paper-cover. 25 cm Euro 55

[9] **BATTARRA, Giovanni Antonio**

Fungorum agri Ariminensis historia. Compilata aeneisque tabulis ornata quam sub auspiciis eminentissimi ac reverendissimi principis Joachimi Portocarrerii cardinalis amplissimi publici juris fecit. Faventiae: Typis Ballantianis 1755

p (i)-vii, 1-80: 40 engraved plates

Volbracht 90; Stafleu 359; Uellner 63; Nissen 95; Pfister p 21. - First edition of this beautiful Italian book. Giovanni Antonio Battarra (1714-1789) was a clergyman from Rimini studying geology, physics and natural science. He describes about 250 different fungi with finely engraved plates. A good copy of this rare and charming classic with very nice illustrations. On the title page, the heraldic lynx of the famous Accademia dei Lincei elegantly touches a little fungus. Aside, an owl sits amidst a group of mushrooms - and the motto says in Greek: „We study mushrooms, we don't eat them.“ A fine copy, with only very light spotting. In unobtrusive old hand, page-numbers have been added to the illustrations. Bound in contemporary green boards with gilt title on spine; 26,5 cm Euro 3100



[10] **BAUER, Carlo Alberti**

I funghi nella natura. Trento: Luigi Reverdito editore 1980

(1-6), 7-448, (1-15): col figs

An interesting book, combining coloured photos and reproductions of original drawings by Giacomo Bresadola from Museo Tridentino. Original cloth with dust-wrappers; 20,5 cm Euro 25

[11] **BAUER, Wolfgang & al.**

Der Fliegenpilz. Traumkult, Märchenzauber, Mythenrausch. Aarau: AT Verlag 2000

p (1-6), 7-208: col. and plain figs

(Museum der Museen 6)

The book presents a rich view on the subject: The name of the Fliegenpilz, the tabou, the drug, ethno-pharmacological aspects, folklore and symbolic use. Paper slightly dwelled due to light waterstain in outer margin. Original hardcover with dustwrappers 27 cm Euro 30

- [12] **BECK von MANNAGETTA, Günther**
Giftige und ungenießbar Pilze. Wien: Verlag Carl Gerold's Sohn. Druck St. Nobertus-Druckerei ≈ 1920
3 framed coloured pictures from a wallchart (Wandtafeln für den naturwissenschaftlichen Anschauungsunterricht, Botanik T. Vb. (Giftige und ungenießbare Pilze))
 Volbracht 105. - These rare and very nice illustrations have been drawn by the Austrian botanist and mycologist G. Beck von Mannagetta for a series of wallcharts published by Carl Gerold in Vienna from 1880 to about 1920. Later, the plates were also distributed by the editor A. Pichlers Witwe & Sohn in Vienna. The main author of Gerold's Wallcharts was Anton Hartinger, some botanical plates are signed by him and Beck. Beck died in 1921, being at that time Professor of Botany in Prague.
 Each of his three mushroom-plates is divided in three sections. In all, 47 species of fungi are depicted in a natural landscape. Here we offer the plate of poisonous and inedible fungi with 13 species (Nr. 35-47). The plate, originally mounted on boards, has been cut in the three sections by a former owner, each framed with a passe-partout. Nice condition, corner of passe-partouts a bit creased. Each section of fungi 33 x 67 cm, passe-partouts 37 x 72 cm Euro 180
- [13] **BECKER, Alfred R. H.**
Mirakelbuch der Pilze. Von Schmaraucheln und Schmierlingen. Eine Mykologie für Glückspilze. Köln: DuMont 1983
p (1)-133, (134-135): 58 (53 col.) drawings
 Scarce, with drawings by the author and recipes. Original pictorial cloth; 20,5 cm Euro 20
- [14] **BECKER, Georges**
Observations sur l'écologie des champignons supérieurs.
Bulletin de la Société d'histoire naturelle du Doubs. No 58, Année 1954. Rodez: Imprimerie P. Carrere 1956
(i-ii), (15)-128, 128bis, 128ter: 11 figs
 Volbracht 110. - The scarce thesis of Becker (Faculté des sciences de Besançon 1953), published in journal and independently. Original wrappers; 23,7 x 15,7 cm Euro 55
- [15] **BECKER, Georges**
Champignons de Franche-Comté. Colmar: Éditions S.A.E.P. 1980
1-88, (89): col photos
 Original paperback; 21,5 cm Euro 18
- [16] **BERKELEY, Miles Joseph & Christopher Edmund BROOME**
Notices of british fungi [London: Jardine, Mag. Zool. & Bot. and Ann. & Mag. Nat. Hist. 1844-1871]
20 parts, 33 plates
 Krieger p 17-18 (incomplete). A good part of this extremely rare taxonomical classic, with 20 of the 35 parts and 33 engraved plates (from Part 7, 1844 to 26, 1871). Notes 257 - 1334, describing more than 1000 species. From the collection of the British mycologist Worthington G. Smith, with his signature and from the library of Nils Fries, with his bookplate. Bound in old half-leather, binding worn. 21,2 cm Euro 650
- [17] **BERNICCHIA, Annarosa**
Polyporaceae s. l. in Italia. Bologna: Istituto di patologia vegetale 1990
(i-ii), (1-2), 3-594: col. photos and figs
 A comprehensive work, presenting species in colour photos, black and white pictures of pores and with drawings of microscopical details. Original paperback; 24 cm Euro 60
- [18] **BETTOLO, Maria et Teresa**
Il paese dei funghi. Bologna: Edizioni agricole 1966
(1-47): col. figs
 Nicely illustrated with humorous drawings. Cloth 20 cm Euro 15
- [19] **BINDING, G. J.**
Mushrooms. Nature's major protein food
Wellingborough: Thorsons publishers limited 1978
(1-7), 8-64
 On the history, cultivation and use of fungi, with recipes. 8vo. 17,8 x 10,8 cm Euro 15
- [20] **BJÖRKMAN, Erik**
Über die Bedingungen der Mykorrhizabildung bei Kiefer und Fichte. Uppsala: A.-B. Lundequistska Bokhandeln 1942
p (1-3), 4-191: figs
(Symbolae Botanicae Upsalienses 6 (2))
 Uellner 114. - Paperback; 25,5 cm Euro 28
- [21] **BLUM, Jean**
Les Lactaires. Descriptions, déterminations, classifications, comestibilité. Paris: Lechevalier 1976
p (1-5), 6-371, (372, imprint): 94 figs, 16 col. plates by Christiane Bagot-Chapelain. (Études mycologiques 3)
 Original hardcover; 17 cm Euro 20
- [22] **BÖTTICHER, Werner**
Technologie der Pilzverwertung. Biologie, Chemie, Kultur, Verwertung, Untersuchung. Stuttgart. Ulmer 1974
p (1-7), 8-208: 30 ill., 8vo
 Uellner 149. - Original art-leather; 23,7 x 15,5 cm Euro 20
- [23] **BOHUS, Gabor & Zoltan KALMAR**
Erdö-Mező Gombai. Budapest: Mezőgazdasági Kiadó 1956
p (1-4), 5-181 (182): 49 col. plates
 Volbracht 194. - Hungarian book with nice plates; with exlibris. Original cloth; 19,5 cm Euro 24
- [24] **BOLLMANN, Achim**
Gattungen und Arten der mitteleuropäischen Makromyzeten. Kurzdarstellungen der Gattungen nebst alphabetischem Namensverzeichnis der Arten mit Synonymie- und Abbildungsangaben. (Stuttgart): Selbstverlag 1980 ff. p (i, iii), 820 leaves; Folio
 In sheets, as issued. 29 cm Euro 10

[25] **BOLLMANN, Achim & Andreas**
GMINDER, Peter REIL
 Abbildungsverzeichnis mitteleuropäischer
 Großpilze. 2. überarbeitete und erweiterte Auflage.
 Hornberg: 1996
 p (i-viii), 1-213, 1-34 (Inh)
 (Jahrbuch der Schwarzwälder Pilzlehrschau 2)
 Original paperback; 23 cm Euro 22

[26] **BON, Marcel**
 Les Tricholomes et ressemblants. Documents
 mycologiques, Mémoire hors série 2.
 Tricholomataceae (Fayod) Heim. (1ère partie).
 (Tricholomoideae et Leucopaxilloideae) Genres:
 Tricholoma, Tricholomopsis, Callistosporium,
 Porpholoma, Floccularia, Leucopaxillus et
 Melanoleuca. Amiens: CRDP 1991
 p (i-ii), (1)-163, (165): 5 col. plates
 (Flore mycologique d'Europe 2)
 Original cover; 21 cm Euro 30

[27] **BON, Marcel**
 Les Lepiotes. Documents mycologiques. Mémoire
 hors série No 3. Lepiotaceae Roze. St. Valery-sur-
 Somme: Marcel Bon 1993
 (i-ii), 1-153: 6 col. plates, figs
 (Flore myc. d'Europe 3)
 Original pictorial paperback; 22 cm Euro 18

[28] **BONOMO, Guiliana**
 Funghi nel bosco Milano (≈ 1981). p (1)-94: col.
 illustrations; Large 8vo
 (Scuola di cucina supplementum)
 With lots of photos and instructions for the mushroom-cook.
 Decorated paperback; 26 cm Euro 18

[29] **BONTEA, Vera**
 Ciuperci parazite si saprofite din Romania.
 (Parasitic and saprophytic fungi of Romania). Vol.
 I-II. Bucuresti: Scxad. soc. Romania 1986
 (1-5), 6-586 (587); (1-6), 7-469
 In this work, more than 8700 species with references are
 listed, half of them Deuteromycetes. The bibliography quotes
 1432 works. Original decorated hatdcover, binding slightly
 worn. 25 cm Euro 80

[30] **BORGHI, Emidio (editor)**
 La famiglia delle Tricholomataceae. Borgo Val di
 Taro: Centro Studio per la Flora Mediterranea
 1986
 p (1-9), 10-236: (2 coloured) plates and figs
 (Atti Convegno Intern. del 10-15 settembre 1984)
 Scarce, with contributions by Agerer, Bas, Clemencon,
 Kuyper, Moser and others. Original paperback; 24 cm
 Euro 70

[31] **BOTH, Ernst E.**
 The Boletes of North America. A compendium.
 Buffalo: Museum of science 1993
 p (i-iv), v-xi, (1)-436
 600 species and varieties of boletes from North America. A
 few small old owner-stamps. Original paperback; 21,5 cm
 Euro 40

[32] **BOUDIER, Emile**
 Description de deux nouvelles espèces de
 Ptychogaster et nouvelle preuve de l'identité de ce
 genre avec les Polyporus. Ex: Journal de Botanique
 1, 1887. p 7-12: 1 col. plate
 Volbracht 224; Stafleu 22.347. - Wrappers; 24 cm Euro 15

[33] **BOUDIER, Émile**
 Icones mycologicae ou iconographie des
 champignons de France. Principalement
 discomycètes. Avec texte descriptif. Tome I (-IV).
 Reprint of the original edition. Paris 1904-1910.
 Lausanne: Piantanida 1985. 4 volumes. Folio
 p (i-iii), iv-vii; (i-iii), iv-vii; (i-iii), iv-vii; (i-v),
 vi-xiv, (1)-362: portrait and 600 col. plates
 Volume V. Introduction et revision des especes.
 Lausanne: Piantanida 1985.
 p (i-vii), viii-xxix, (1-174), 175-299 (300).
 Volbracht 222; Stafleu 683; Krieger p 25-26; Junk Rara
 p 181. - Very good copy of the reprint, including the
 supplement-volume with revision of the species by Van
 Brummelen, Korf, Cléménçon, Jülich and Demoulin. Lower
 spine of volume 4 slightly damaged and repaired. Original art-
 leather; 33 cm Euro 490

[34] **BRADLEY, Richard**
 Nouvelles observations physiques et pratiques sur
 le jardinage et l'art de planter, avec le calendrier
 des Jardiniers. Ouvrage traduit de l'Anglais Tome
 I [- III]. Paris: Paulus-du-Mesnil, Nyon, Siméon-
 Prosper Hardy 1756
 (i-iii), ivxxxvi, (1)-358, (1-2): Frontispiz 4 folded
 plates)
 (v-ix), x-xvi, (1)-510: 2 folded plates
 (i), (1-5), 6-442: 6 folded plates
 A very rare work with the first detailed instruction on truffle
 culture published in France (Vol 3, pp 263-293, plate 6).
 Bradley was an English naturalist and the first professor of
 Botany in Cambridge. His instructions on truffle culture came



out already in 1726 in London. 30 years later, his findings were still new to the French public. Bradley reports many details about truffles from various places in England. Figure 1 on plate 6 presents a truffle found in England at the end of the 17th century. (From Philosophical Transactions of the Royal Society, 17, 1693). Bradley recommends to start the cultivation by burying over-ripe truffles in the ground close to shady trees. A nice copy of this work in contemporary binding with gilt spines. 8vo (18 cm) Euro 460

[35] BRAUNSCHWEIG UND LÜNEBURG, Carl Herzog zu

Serenissimi gnädigste Verordnung, das Schwamm=Suchen in den Forsten betreffend. Braunschweig: 1768

p (1-4)

Volbracht 342. - Very rare decree on mushroom-picking in the forests in the region of Braunschweig and Lüneburg in Germany. As poachers in the forests often pretended to be harmless people looking for mushrooms, Duc Carl introduced a special permit for mushroom seekers. Small portion of upper margin torn off, otherwise a nice copy. 19 cm

Reserved until January 24th for the visitors of the antiquaria-book-fair in Ludwigsburg (<https://www.antiquaria-ludwigsburg.de/index.html>) Euro 140



[36] BREFELD, Oscar

Untersuchungen aus dem Gesamtgebiete der Mykologie. VII.-VIII. Heft: Basidiomyceten II. Protobasidiomyceten - III. Autobasidiomyceten und die Begründung des natürlichen Systems der Pilze. Leipzig: Arthur Felix 1888-1889. 4o, 28 cm p (i-iii), iv-x, (xi, Inhalt), (1)-178: 11 partly coloured plates.

p (i-iii), iv, (1)-305: 12 partly col. plates.

Volbracht 239; Stafleu 729, 730; Uellner 171-175 (5 parts). - Good copy of this most important part of Brefeld's work. Original wrappers (part 8 broken) 26 cm Euro 140

[37] BRESADOLA, Giacomo

I funghi mangerecci e velenosi dell'Europa media con speciale riguardo a quelli che crescono nel Trentino. II edizione riveduta ed aumentata. Trento: Stab. Lit. Tip. Giovanni Zippel 1906 p (1-5) 6-142: 121 (120 chromolith.) plates

Volbracht 242; Stafleu 744; Uellner 176; Kelly p 30. - Very rare second edition, the last with chromolithographed plates. There are eight more plates than in the first edition of 1899. Upper corner of plates a bit creased. Two plates frayed. Bound in later full cloth. 22,5 cm Euro 400

[38] BRÜCKMANN, Franz Ernst

De terrestri cole. Cum fig. Wolffenbuttelaë 1729 p (1-8): 1 folded plate (Epistola itineraria X)

Volbracht 269. - A rare scientific letter by the German physician and naturalist Brückmann, who published his observations in the series „Epistola itineraria“. The paper, addressed to Brückmann's colleague Christian Georg Schwalbe (Pritzel 8524), describes Fungus phalloides (Phallus impudicus) in different states, with a beautiful folded plate (34 x 21 cm) with 8 figures. Good copy, plate slightly darkened. No cover. 21 cm Euro 390

[39] BRUNSWIK, Hermann

Untersuchungen über die Geschlechts- und Kernverhältnisse bei der Hymenomycetengattung Coprinus. Aus dem botanischen Institute der Universität Wien. Mit 3 Textfiguren, 16 Schemata und 35 Tabellen. Jena: Verlag von Gustav Fischer 1924

p (1-4), 5-152: 19 figs.

(Botanische Abhandlungen 5)

Volbracht 279; Stafleu 23.361; Uellner 211. - Nice copy from the Schliemann-collection Original wrappers. 24 cm

Euro 20

[40] BUCZACKI, Stefan

Mushrooms and toadstools. Illustrated by John Wilkinson. With a foreword by David Attenborough. London etc.: Harper Collins publ. 1992

(1-6), 7-320: col. figs

(Collins guide)

Good copy in pictorial paperback; 21 cm

Euro 8

[41] BURCKHARDT, Hanns

Pilze. Ein Leitfaden für das Sammeln und Erkennen der wichtigsten Pilze Mitteleuropas. 42. - 50. Tsd. Minden: Philler (≈1980)

p (1)-127: 117 col. ill

(Lehrmeister-Bücherei 370)

Original cover, 16,5 x 12 cm

Euro 5

[42] CACIALLI, Gabriele & V. CAROTI, F. DOVERI

Contributio ad cognitionem Coprinorum. Trento: A. M. B. 1999

(1-4), 5-256: figs

(Monografie di pagine micologia. Tomo primo)

Original paperback; 24 cm

Euro 30

- [43] **CAMPANA, Giovanni et al.**
La cucina dei funghi. Ricette dimenticate e piatti d'autore. Boves: Primalpe edizioni 1974
 (1-4), 5-61 (62-63): **figs and advertising**
 Mushroom-cookery book from the region of Rossana in Cuneo, Northern Italy. Original paperback, 21 x 11,5 cm
 Euro 15
- [44] **CANDUSSO, M. & G. LANZONI**
Lepiota s. l. 80 tavole a colori di Aurel Dermek e Ernesto Rebaudengo. Saronno: Libreria editrice Biella Giovanna (1992)
 p (1-6), 7-743, (744, impr.): **80 col. pl., 133 figs (Fungi europaei 4)**
 Fresh copy. Old owner stamp. Original pictorial hardcover; 24 x 16,7 cm
 Euro 40
- [45] **CAPPELLI, Alberto**
Agaricus L.: Fr. ss. Karsten (Psalliota Fr.). Saronno: Libreria editrice Biella Giovanna 1984
 p (1-5), 6-560: **70 col. plates, 40 figs (Fungi europaei 1)**
 Out of print. Original decorated hardcover; 25 cm
 Euro 40
- [46] **CAVARA, Fridiano & Luigi GHIDINI**
Funghi e tartufi. Descrizione, Coltivazione, Conservazione (industriale e domestica). Quinta edizione. Milano: Ulrico Hoepli 1951
 p (iii-ix), xv, (1-3), 4-286: **40 (33 col.) plates, figs**
 Volbracht 330. - The author explains the best methods for conservation of truffles and other fungi. Good copy in private cloth; 21 cm
 Euro 60
- [47] **CEJP, Karel**
Omphalia (Fr.) Quel. Praha: Chez les auteurs 1936
 p (1)-152: **56 phot. plates.**
 (Atlas des champignons de l'Europe 4)
 Volbracht 337; Stafleu 25.243; Uellner 237. - Scarce. Original half-cloth, gilt frontcover; 23 cm
 Euro 45
- [48] **CERNOHORSKY, T. & L. MACHURA**
Pilzfiel. Markt- und Giftpilze. Eine Einführung in die Pilzkunde. Wien: Karl Kühne 1947
 p (1)-80: **24 col. plates, figs.**
 Volbracht 341; Uellner 244. - Nicely illustrated. Original dec. cover, 21 cm
 Euro 23
- [49] **CERUTI, Arturo**
Funghi analytice delineati. Iconibus pictis illustrati. Fungi and their structure. Les champignons leur anatomie et leur histoire. Vol I. Torino: G. Chiantore Succ. E. Loescher 1948. 4o
 p (i-ii), iii-viii, 1-275, (276): **35 (12 col.) plates**
 Volbracht 343; Uellner 247. - No more published of this nice work, with fine illustrations, discussing the descriptions of fungi by various authors. Mostly on Amanitae and Russulac. Original paper-folder; 31 x 23 cm
 Euro 66
- [50] **CETTO, Bruno**
I funghi dal vero. Volume 1-7. Trento. Saturnia 1987-1994
 The original edition in 7 volumes, more than 3000 species illustrated and described. Different editions. A good set in original pictorial hardcover; 17 cm
 Euro 74
- [51] **CHAMPIGNONS (ANONYMUS)**
Les champignons. Andrézieux: Imp. Mod. Anc. Etabl. Ploton et Chave 1943
 1-16: **5-plates in leporello with col. figs of 40 fungi**
 Volbracht 1155. - A nicely illustrated guide, pictorial paper-cover; 18 cm
 Euro 24
- [52] **CHARLES, Vera Katherine**
Some common mushrooms and how to know them United States department of agriculture. Circular No. 143
 Washington D. C.: U. S. Government printing office 1931
 1-60: **59 figs**
 Volbracht 358; Stafleu 25.569; Uellner 255. - Original wrappers; 23 cm
 Euro 10
- [53] **CLARK, Malcolm C.**
A fungus flora of Warwickshire. Edited by M. C. Clark on Behalf of the Committee for the Fungus Survey of Warwickshire with a section on Lichens by D. C. Lindsay. London: Published for the Birmingham Natural History Society by the British Mycological Society 1980
 p (i-v), 1-272
 Good copy, original paperback; 23 cm
 Euro 10
- [54] **CLEFF, Wilhelm**
Taschenbuch der Pilze. Enthaltend eine genaue Beschreibung der wichtigsten eßbaren und schädlichen Arten. 4. Auflage. Eßlingen and München: Schreiber 1917. Small 8vo
 p (i)-vi, (1)-123: **46 col. plates.**
 Volbracht 375; Uellner 264 (10 th ed. only); Krieger (12th ed.). - 6th edition, title in Xerox. Original dec. binding; 17 cm
 Euro 15
- [55] **CLEMENÇON, Hervé & al.**
Les quatre saisons des champignons. Tome I: Printemps, Été [II: Automne, hiver]. Lausanne: Piantanida 1980. Folio
 p (1-3), 4-215, (216, Inh.); (217-220), 221-430, (431, Inh.): **col. illustrations**
 Very good copy of this nice work. Original artleather with dust-wrappers; 30 x 24 cm
 Euro 55
- [56] **COOKE, Mordecai Cubitt**
A plain and easy account of British fungi: with descriptions of the esculent and poisonous species, details of the principles of scientific classification, and a tabular arrangement of orders and genera. With twenty-four coloured plates. London: Robert Hardwicke 1862
 p (i-vi), (i-ii, cont.), (1)-148, (1-36, publ. advert.): **col. title and 24 hand-coloured plates.**
 Volbracht 399; Stafleu 1195; Uellner 272. - First edition of Cooke's first book on fungi. The plates were lithographed by his brother Ebenezer and handcoloured. Internally good, but binding in bad condition: Loosely inserted in original cover, worn. Small 8vo. 15,5 x 9,7 cm
 Euro 65

[57] **COOKE, Mordecai Cubitt**

A plain and easy account of the british fungi: with descriptions of the esculent and poisonous species, details of the principles of scientific classification, and a tabular arrangement of orders and genera. A new and revised edition. With twenty-four coloured plates. London: Robert Hardwick 1866 (i-iii), iv-viii, (1)-166: 24 hand-coloured plates, 1 col. fig.

Volbracht 399. - Scarce second edition, with corrections and a new arranged appendice. Original decorated cloth, rubbed, some pages loose; 17,3 x 11,6 cm Euro 75

[58] **CORDA, August Carl Joseph**

Icones fungorum hucusque cognitorum/ Abbildungen der Pilze und Schwaemme (1837-1854). Reprint. Weinheim: J. Cramer, Codicote: Wheldon & Wesley; New York: Hafner 1963. 6 parts in 1 volume. Folio 1: (i-ii), (i-vii), (1)-32; (i-viii), (1)-43, errata slip; (i-viii), (1)-55; (i-v), (1)-53; (i-x), (1)-92; (ii-v), vi-xviii, (xix, corr.), (1)-91: 64 plates (*Historiae naturalis classica 23*)

Volbracht 423; Stafleu 1223; Nissen 402; Pritzel 1873; Junk, Rara p 182, Ainsworth . - - Even the reprint of this extremely rare classic, published 40 years ago, is very scarce. The botanist A. C. J. Corda (1809-1849) is famous for his mycological work on microfungi. He „raised the study of these forms to a new level, especially in the five volumes of his *Icones fungorum hucusque cognitorum*, published in Prague between 1837 and 1840, with its hundreds of small illustrations of microfungi in the authors very characteristic style“ (Ainsworth, p. 61). A good, clean copy, bound in full cloth; 35 cm Euro 460

[59] **CORDA, August Carl Joseph**

Anleitung zum Studium der Mycologie, nebst kritischer Beschreibung aller bekannten Gattungen, und einer kurzen Geschichte der Systematik. Mit acht Tafeln Abbildungen. Prag: Bei Friedrich Ehrlich 1842 p (i-iv), (i-vii), viii-cxxii, (i), (1)-223, (224, Verbess.): 8 lith. plates

Volbracht 425; Stafleu 1226; Uellner 283; Junk, Rara p 183. - Very rare taxonomical standard-work, describing 513 genera of fungi. The first textbook on fungi, according to Dörfelt & Heklau. Ex-library copy with some stamps of a former medical library in Prague in last text-section and on back of plates 1 and 10. Small ink-spots on pp liv-lviii. Six illustrations from Corda's *Icones fungorum hucusque cognitorum* pasted in. Old owner's blind-stamp on fly-leaf. Original hardcover eith title on cover (rubbed and soiled). 20,3 x 12,9 cm

Euro 900

[60] **CORNER, Edred John Henry**

A monograph of *Clavaria* and allied genera. Oxford: University Press; London: Geoffrey Cumberlege 1950

p (i-xi), xii-xv, (1)-740: 16 col. plates, 298 figs

Volbracht 429; Uellner 287. - The original edition, rare and important. Library marks on spine and on endpapers, binding a bit used. Edges stamped, but a good copy 24 x 15,5 cm

Euro 190

[61] **CORNER, Edred John Henry**

Supplement to „A monograph of *Clavaria* and allied genera“. Lehre: J. Cramer 1970 p (i-iv), (1)-299: 4 plates, 63 figs (*Beihefte zur Nova Hedwigia 33*)

Volbracht 429. - Very rare. Fine copy in original paperback. 24 x 16,2 cm Euro 180

[62] **COUPIN, Henri**

Album général des Cryptogames, Fungi (Champignons). Paris: E. Orlhac (1911-1919). 2 volumes (of 5)

Vol 1, 2: p (i): plates 1-135;

Vol 4: p (i): plates 206-315 with numerous illustrations and explanation

Volbracht 443. - The illustrations of this scarce collection are copied from mycological standard-works. Cloth and half-cloth; 27 cm Euro 10

[63] **COURTECUISSÉ, Régis**

Les champignons de France. Illustrations de Bernard Duhem. Paris: Eclactis 1994

p (1-6), 7-447, (448): 159 col. plates, figs

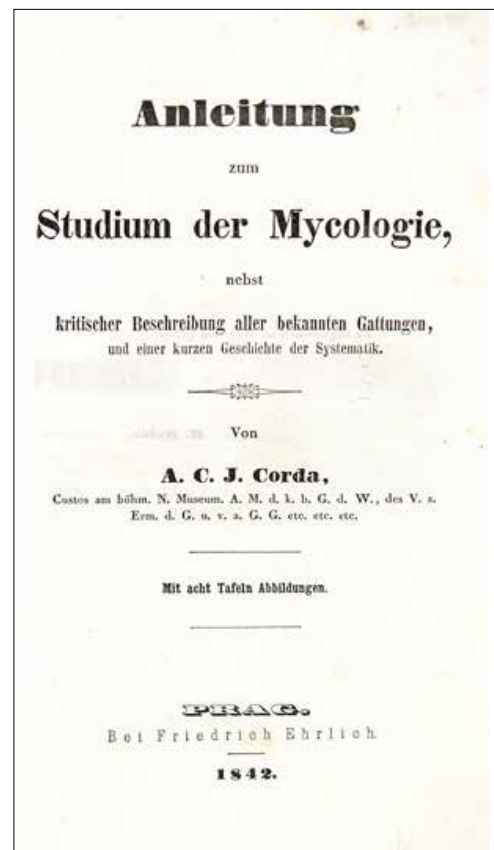
A fine copy; original cloth with paperback; 31 cm Euro 30

[64] **CRABTREE, J. H.**

British fungi and how to identify them. London: The Epworth Press Edgar C. Barton [≈ 1944]. sm8vo

p (1-3), 4-62, (63-64): 4 figs., frontispiz, 28 plates. (*The How to identify Series 8*)

Volbracht 445. - Nice copy. Original cloth; 17 cm Euro 10



- [65] **DÄHNCKE, Rose Marie**
Wie erkenne ich die Pilze. Einführung in die Pilzkunde für Speisepilzsammler und Botaniker. Aarau, Stuttgart: AT-Verlag 1978
 p (1-6), 7-72: 25 col.photos
 Original cover; good copy; 20 cm Euro 12
- [66] **DEMANGE, H. & al.**
Je reconnais les champignons. II. Champignons à lamelles. Paris: André Leson 1977.
 p (1-2), 3-208: col. ill
 (Collection agir et connaitre)
 Original paperback; 18 cm Euro 15
- [67] **DERMEK, Aurel**
Atlas nasich hub. Bratislava: Obzor 1977
 p (1-6), 7-439, (440-443): figs and coloured fotos.
 First edition, good illustrations; Original pictorial hard-cover; 20,3 x 10,5 cm Euro 23
- [68] **DERMEK, Aurel**
Mushrooms and other fungi. New York: Dorset press 1989
 (1-4), 5-223: 80 col. plates
 Original hardcover; 20 cm Euro 11
- [69] **DEUTSCHES HYGIENE-MUSEUM in der DDR**
Pilz-Merkblatt. Über das Sammeln und Zubereiten von Pilzen. Im Auftrag des Ministeriums für Gesundheitswesen. [Berlin]: Staatliche Hygieneinspektion, Pilzberatung und Pilzaufklärung [1978]
 p (1-4): figs.
 Short hints and warnings for mushroom-hunters, published by the government of the former East-German republic; 20,5 cm Euro 5
- [70] **DÖDERLEIN, L.**
Wegweiser für Pilzfreunde in Form von Bestimmungsschlüsseln ... mit zwei Tafeln in Farben- und Schwarzdruck. Strassburg: Straßburger Druckerei und Verlagsanstalt, vorm. R. Schultz u. Co. 1918
 p (1-5), 6-72: 2 (1 col.) folded plates.
 Volbracht 495; Uellner 329. - Rare. The coloured plate is from Pilzmerkblatt of the Kaiserliches Gesundheitsamt. Paper browned, back of original paperback missing. 19,8 x 12,3 cm Euro 30
- [71] **DÖRFELT, Heinrich (Ed.)**
BI-Lexikon Mykologie Pilzkunde. 217 Zeichnungen, 30 Tabellen, 198 Farbfotos auf 40 Tafeln. 16 elektronenoptische Aufnahmen auf 8 Schwarzweißtafeln. Leipzig: VEB Bibliographisches Institut 1988
 p (1-5), 6-432: 48 (40 col.) plates, figs
 Original binding. Old owner stamp. 18 cm Euro 28
- [72] **DÖRFELT, Heinrich & Herbert GÖRNER**
Die Welt der Pilze. Jena & Berlin: Urania-Verlag 1989.
 p (1-4), 5-263, (264): 80 col. plates, textill.
 Original cloth; dustwrapper cut and pasted in. 23 cm Euro 15
- [73] **DOMANSKI, Stanislaw**
Mala flora grzybow. (Little fungi flora). Tom I. Part 4 Warszawa, Krakow: Panstwowe wydawnictwo naukowe 1984
 (i-v), vi, (1)-403, (405): pl. 152-225;
 On Basidiomycetes, Aphylophorales, (Clavariaceae, Ramariaceae etc). Original cloth; 20 cm Euro 20
- [74] **DOMANSKI, Stanislaw**
Grzyby (Mycota). Tom XIII. Podstawczaki (Basidiomycetes), Bezblaszkowe (Aphyloporales), Kolczakowate (Hydaceae), Zabkowcowate (Steccherinaceae). Warszawa 1981
 p (1-5), 6-92 (93): 8 plates, 19 figs (Flora polska)
 In Polish language. Original cloth; 23 cm Euro 25
- [75] **DUMÉE, Paul**
Nouvel atlas de poche des champignons comestible et vénéneux les plus repandus. Suivis de notions générales sur les champignons, leur classification, composition chimique, valeur alimentaire, préparation culinaire, culture, etc. 64 planches coloriées représentant 66 espèces avec texte. Peintures par A. Bessin. [Série I - Série II.] Paris: Librairie des sciences naturelles. Paul Klincksieck, Léon Lhomme 1905-1911
 (i)-xiv, (1)-145, (1-32, publ. advert.): 64 col. plates
 p (i-v), vi, 1-160, (1-16): 64 col. plates, figs (Bibliothèque de Poche du Naturaliste 3 and 20)
 Volbracht 1560. - A fine copy in original decorated cloth; 18 cm Euro 60
- [76] **DUMÉE, Paul**
Essai sur le genre Boletus. Paris: Paul Klincksieck, Léon Lhomme 1913
 p (1)-40 [= 65-103]: 8 plates
 (From l'Amateur de champignons Vol. VI)
 Volbracht 517. - Original paper-cover; 21 cm Euro 40
- [77] **ECKBLAD, Finn-Egi**
Soppökologi. Oslo, Bergen, Tromso: Universitetsforlaget 1977
 p (i-iv), (i-xiii), (1)-158: 3 figs
 The ecology of fungi, in Norwegian language. Inscribed by the author to Morten Lange. Original pictorial paperback; 22 x 15,5 cm Euro 26
- [78] **ENGEL, Fritz-Martin**
Das große Buch der Pilze. Eine Pilzkunde. Wiesbaden: VMA-Verlag ≈ 1970
 p (1-4), 5-212: 80 col. plates, 6 figs
 Uellner 393. - Reprint of the first edition of 1965. Original pictorial hard-cover; 22,8 x 15 cm Euro 5

[79] ENGEL, Heinz

Rauhstielröhrlinge. Die Gattung *Leccinum* in Europa. Unter Mitarbeit von German J. Krieglsteiner. Weidhausen: Heinz Engel 1978 p (i-v), 1-76: 18 col. plates by Aurel Dermek & Roy Watling.

First edition. Very nice unused copy. 21 cm Euro 60

[80] ENGEL, Heinz

Schmier- und Filzröhrlinge s. l. in Europa. Die Gattungen: *Boetellus*, *Boletinus*, *Phylloporus*, *Suillus*, *Xerocomus*. Weidhausen b. Coburg 1996 (11-2), 3-268, (1-4): 56 (53 farbige) Tafeln, teilweise farbige Abbildungen

Scarce. Original hardcover; 30 cm Euro 130

[81] ENGEL, Heinz & al.

Dickröhrlinge. Die Gattung *Boletus* in Europa. Weidhausen: Heinz Engel 1983 p (i-vi), (1)-157: 38 col. plates, figs.

Important monograph. Original decorated cover; 21 cm Euro 50

[82] ENGLISH, James Lake

A manual for the preservation of the larger fungi (Hymenomycetes) in their natural condition, by an new and approved method; also a new process for the preservation of wild flowers. Discovered by James Lake English. Epping; Alfred B. Davis 1882 p (i-v), vi-viii, (1-3), 4-41, (1-2, authors advert.)

Volbracht 554; BM (NH) 533; Lloyd-Libr. 2: p 412. - Instruction to produce fungi-models from fresh specimens. Small old owner-stamp on flyleaf. Decorated cloth, edges bumped, loose; 18,5 x 12,5 cm Euro 30

[83] ESCHWEILER, Franz Gerhard

De fructificatione generis *Rhizomorphae* commentatio. Accedit novum genus *Hyphomycetum*. Cum tabula aenea. Elberfeldiae: sumptibus Büschlerianis 1822 p (1-3), 4-35, (36): 1 folded plate; 40

Volbracht 564; Stafleu 1719; Krieger 74. - Rare. With old owner marks of members of the Fries-Family. A brown spot on title, otherwise nice. with only few spotting. Bound in modern boards with gilt label on spine. 23 cm Euro 190

[84] FALCK, Richard

Merkblätter zur Holzschutzfrage. Cassel: Aktiengesellschaft für Druck und Verlag 1924 (1-3), 4-16 (Hausschwamm-Forschungen in amtlichem Auftrage. Ahtes Heft)

Volbracht 1388. - Original wrappers; 24 cm Euro 15

[85] FARR, Marie L.

Myxomycetes. Published for Organisation for Flora Neotropica.

New York: The New York Botanical Garden 1976 (Flora Neotropica, Monograph No 16)

p (i-ii), 1-304, (305): portrait

Rare. Paperback. Good condition. 24 cm Euro 60

[86] FAVRE, Jules & Charles POLUZZI

Unsere Pilze. 15 seltene Arten. Separatabdruck aus dem zweibändigen Prachtswerk *Vita Helvetica*. Basel: Faunus Verlag (1949). Folio p 71-76: 2 col. pl. by Charles Poluzzi and Jeanne Favre and textill.

Volbracht 585. - Very nice plates. Original wrappers; 31,5 cm Euro 15

[87] FAVRE, Jules

Études mycologiques faites au Parc National Suisse. Imprimé avec l'aide de la Ligue pour la Protection de la Nature. Aarau: H. Sauerländer 1945 p (i), (467)-474: 2 col. plates by Jeanne Favre

Volbracht 585; Uellner 450. - The plates show *Ixocomus sibiricus* Sing. and *Ixocomus plorans* Roll. Inscribed by Favre. Added: R. Kühner: Un bolet nouveau pour la France: *Ixocomus sibiricus* Singer (From Bull. Soc. Lyon 1947: Paper-cover, 23 cm Euro 25

[88] FAVRE, Jules

Les champignons superieurs de la zone alpine du Parc National Suisse. Mémoire subventionné par le Fonds National suisse de la recherche scientifique. Liestal: Druck Lüdin 1955 p (1-2), 3-212: 11 (8 col. by Jeanne Favre) plates, 145 figs.


(Ergebnisse der wissenschaftlichen Untersuchungen des schweizerischen Nationalparks 5: 33)

Volbracht 584; Uellner 449. - Scarce original printing of this important study. Original paperbinding; 25 cm Euro 130

[89] FEDJAEV, V.

Griby – tshchudo prirody. Moskau: Moskovskij rabotschij 1973 (1-2), 3-205, (206-207): 4 coloured plates, figs

„Fungi, miracles from nature“. Original pictorial paper-cover; 16,5 cm Euro 15



- [90] **FERRARI, E. & al.**
I funghi delle pinete di Ravenna: Ravenna: Comune di Ravenna ≈ 1983
 (1-4), 5-148: 220 coloured photos
 Original pictorial paperback; 24 cm Euro 20
- [91] **FERRI, Floriano**
I fungo pleuroto. Caratteristiche, coltivazione, produzione. Bologna: Edagricole 1981. p (i-ii), iii-v, 1-85, (86-89, advert.): 44 figs
 Original paperback; 20,5 cm Euro 5
- [92] **FEUSTEL, Hanns**
Mitteleuropäische Pilze 1.2. Esslingen and München: Graser (≈1973). 2 folded wall-charts with col. illustrations by Hermann Fay (Grasers naturwiss. und landwirtschaft. Tafeln)
 Uellner 454. - Original wrappers, 25 cm, the charts 79 x 99 cm. Euro 20
- [93] **FOIERA, F. et al.**
Fungi igrofori. Bologna: Edagricole 1998
 p (i-iv), v-ix), (1)-293: 87 col. plates
 Cuphophyllus, Hygrocybe and Hygrophorus. Original paperback; 23 cm Euro 35
- [94] **FRIES, Elias Magnus**
Observationes mycologicae. [- Pars secunda: præcipue ad illustrandam floram Suecicam]. Hafniæ: Sumptibus Gerhardi Bonneri 1815-1818. Reprint Saronno: CEMMA 1994
 2 vols in 1. (i), (1)-230; 4 plates; (i-iii), iv-x, (xi-xii, expl. icon.), (1)-372: pl. 5-8
 The first mycological book by Fries in a reprint form Italy. Cloth; 19 cm. Euro 60
- [95] **FRIES, Elias Magnus**
Epicrisis systematis mycologici, seu synopsis Hymenomycetum. Upsaliae: e Typographia Academica 1836-1838
 p (i-vii), viii-xii, (1-2, postscr.), (1)-610
 Volbracht 645; Stafleu 1882; Uellner 489. - The very rare original edition of this work, the next step of the Friesian classification after Systema mycologicum. With exlibris of Elwyn T. Reese and stamp of J. A. Stevenson on loosely inserted fly-leaf. Old half-leather somewhat rubbed and a bit loose. 21,5 cm Euro 280
- [96] **FRIES, Elias Magnus**
Genera Hymenomycetum, quorum novam expositionem ... p. p. Laurentius Petr. Laurell. Upsaliae: escudebant Regiæ Acad. Typographi 1836
 p (i-iv), (1-3), 4-17
 Volbracht 646; Stafleu 1877; Uellner 491. - A rare mycological dissertation under supervision of Fries. Nice, clean copy. No covers, as issued. 22 cm Euro 180
- [97] **FRIES, Elias Magnus**
Synopsis generis Lentinorum ... p. p. Johannes Sieurin. Upsaliae: Regiæ Acad. Typographi 1836
 p (1-3), 4-15
 Volbracht 648; Stafleu 1878; Uellner 516. - Rare. Good copy, disbound; 23 cm Euro 120
- [98] **FRIES, Elias Magnus**
Adami Afzelii fungi Guineenses, quos ad schedulas et specimina inventoris, descriptos ... [Diss.] Carolus Mauritius Nyman. Pars 1. Upsaliae: excudebant Regiæ Academiae typographi 1837
 p (i-iv), (1)-8
 Volbracht 649; Stafleu 1881; Uellner 490. - All published of this rare paper. Good copy, private wrappers. 22 x 17,5 cm Euro 180
- [99] **FRIES, Elias Magnus**
Monographia Lepiotarum sueciae, quam ... proponit Magnus Nennes. Upsaliae: C. A. Leffler, Reg. acad. typ 1854
 p (i), (1)-17, (18, theses).
 Volbracht 658; Uellner 502. - Rare original monograph. Disbound. 22 cm Euro 110
- [100] **FRIES, Elias Magnus**
Hymenomycetes europaei sive epicriseos systematis mycologici editio altera. Upsalia: Typis descripsit Ed. Berling 1874
 p (i-iv), (1)-755
 Volbracht 645; Stafleu 1895; Uellner 493. - The second, fully revised edition of Fries' Epicrisis. Good copy. Bound in private half-cloth. 22,5 cm Euro 300
- [101] **FRIES, Elias Magnus**
Monographia Hymenomycetum sueciae. Vol. I. sistens agaricos, coprinos, bolbitios [Vol. II. sistens cortinarios et quae sequuntur agaricinorum genera atque reliquorum hymenomycetum enumerationem et commentarium in recentiores horum iconographias; Vol. II. Sectio posterior. Sistens lactarios, russulas et reliqua agaricinorum genera minora.] Reprint of the original edition from Upsalia, 1857-1863. Amsterdam: A. Asher 1963.
 p (i-v), vi-xi, (1)-484; (i), (i)-iv, (1)-146, (i), (i)-iv, (149)-355.
 Volbracht 662; Uellner 501; Krieger p 85; Stafleu 1886 (different); Junk, Antiquar p 293. - Reprint. The first edition was printed in 100 copies only. Copy in full cloth; 22 x 13 cm Euro 80
- [102] **FRIES, Elias Magnus**
Hymenomycetes europaei sive epicriseos systematis mycologici editio altera. Upsalia: Typis descripsit Ed. Berling 1874. Reprint Asher, Amsterdam 1963
 p (i-iv), (1)-755.
 Very good copy. Cloth, 21,3 x 13,8 cm Euro 60
- [103] **FUNGUS**
Fungus. Populair orgaan voor de leden van de nederlandsche mycologische Vereeniging. Vol 1 (1929)-56 (1956)
 Volbracht 681. - Scarce mycological journal from the Netherlands.. Bound in four volumes, half-cloth with gilt title on spine; 23 cm Euro 320

- [104] **FURST, Peter E.**
Mushrooms. Psychedelic fungi. New York: Chelsea House 1986
(1-7), 8-126 (127): figs
(Encyclopedia of psychedelic drugs)
Original pictorial hardcover; 23 cm Euro 30
- [105] **GÄUMANN, Ernst**
Vergleichende Morphologie der Pilze. Mit 398
Abbildungen im Text. Jena: Verlag von Gustav
Fischer 1926
p (i-vii), viii-x, (1)-626, (1-4, publ. cat.): 398 figs.
Volbracht 686; Uellner 603. - Good copy. Original wrappers,
rubbed; 26 cm Euro 40
- [106] **GALLI, Roberto**
Il genere *Morchella* in Lombardia. 32 illustrazioni
dell'autore. San Vittore Olana: Edizione la
tipotecnica 1984.
p (1-4), 5-36, (37-40): ill (partly col.)
Original binding; 24 cm Euro 35
- [107] **GALLI, Roberto**
I funghi in Lombardia. Milan: Ediz.
dell'Ambrosino 1989
(1-6), 7-163, (1-6): 120 col. photos
Original pictorial paperback; 22 cm Euro 10
- [108] **GALLI, Roberto**
Le Russule. Atlante pratico-monografico per la
determinazione delle russule. Milano: Edinature
1996. 40
p (1-2), 3-480: figs
A beautiful work, with drawings and photos. Original pictorial
hardcover; 28 cm Euro 31
- [109] **GALLI, Roberto**
I Tricolomi. Milano: Edinatura 1999
(1-3), 4- 271: 182 col. photos
Very good illustrated. Original pictorial hardcover. 40. 29 cm
Euro 60
- [110] **GARCIA BONA, L. M. & L. MANZO
IZAGUIRRE**
Flora micologica de Euskal Herria. Cortinarius I.
Vitoria: Gráficas Santamaria 1991
(1-4), 5-110: charts and figs
44 species from the forests of Alava and Navarra, with macro-
and microscopic sketches. Original paperback, 24 cm
Euro 35
- [111] **GARNIER, G.**
Classification des champignons. Les Agaricales.
Familles, sous-familles, tribus. Tome 2. Étude
détaillé des genres. Tours: Institut de botanique
pharmaceutique ca 1982
(i), (1-2), 3-175: figs
Hectographed typescript, bound in wrappers; 29 cm
Euro 22
- [112] **GIACOMONI, Lucien**
Les champignons. Intoxications, pollutions,
responsabilités. Une nouvelle approche de la
mycologie. Illustrations originales de Dominique
Giacomoni. Malakoff: Les éditions billes 1989
p (1-12), 13-197, (199): figs
All fungi are dangerous, pretends the author in this straight
warning against the use of mushrooms as food. Original
paper-cover; 25 cm Euro 40
- [113] **GIANA, G., M. LARGHI, S. RUINI**
Manuale per la preservazione delle intossicazioni da
funghi. Milano: Regione Lombardia. Sanità 2001
(1-6), 7-319: col. photos and figs
A complete large volume on fungi-poisoning. Inscribed by
the co-author Massimo Candusso to Carlo Luciano Alessio
„grande micologo italiano“. Original pictorial hardcover;
Folio 30 cm Euro 22
- [114] **GILBERT, Edouard-Jean**
La mycologie sur le terrain. Paris: Le François 1928
p (1)-183, (1)
(Les livres du mycologue 2)
Volbracht 726; Uellner 620. - Binding loose, original cover
preserved; 18,5 cm Euro 10
- [115] **GILLET, Claude Casimir**
Champignons de France. Tableaux analytiques des
Hyménomycètes. Alençon: chez l'auteur (Typ. A.
Lepage) 1884
p (i-iv), (1)-199
Volbracht 732; Stafleu 2012-2; Uellner 624; Krieger p
90. - Gillets key for Hymenomycetes, with some original
descriptions of species. Original paper-cover; 18 cm Euro 40
- [116] **GOVI, Gilberto**
Polyporaceae italiane. 1-6. Estratto da Monti e
boschi, anno XIX - XXXXVII. Bologna. Edagricole
1968-1986
pp 1-104, 1-16: col. figs
Original wrappers, last fasc. a bit worn. (26 and 29 cm)
Euro 35
- [117] **GOZZI, Gianni**
Die wunderbare Welt der Pilze. Deutsche
Übersetzung und Bearbeitung von Ulrike Kilias.
Bindlach: Gonrom-Verlag 1987. 40
p (1-15), 16-126, (127-128): col. ill.
With painted illustrations. Original pictorial hardcover; 27 x
21 cm Euro 19
- [118] **GRÜNERT, Helmut et Renate**
Les champignons. Paris: France loisirs 1985
1-286: col. photos
The German edition came out in 1984. Original hardcover;
21 cm Euro 5
- [119] **GRUPPO MICOL. BRESADOLA**
Funghi velenosi del Veneto. Valori ecologici e
sanitari. Trento 1980
(1-4), 5-47: col. photos
Original pictorial papercover; 32 cm Euro 10

- [120] **GUÉTROT**
 Les champignons mortels. Gap: Imprimerie Louis Jean 1935. 8vo
 p (1-2), (1-13): figs
 Volbracht 785. - Rare. Original cover. 21,5 cm. Euro 29
- [121] **GUZMAN, Gaston**
 Hongos. 186 Laminás a colores de los hongos más comunes en México. Mexico: Editorial Limusa 1978
 p (i-iv), v-vii, (1)-194, (195, impr.): 186 col. photos
 On the fungi of Mexico. Original paperback; 23 cm Euro 45
- [122] **HABERSAAT, Ernst & M.-M. KRAFT**
 Nos champignons. Lausanne: Payot 1960
 p (1)-160: 40 col. plates
 Original decorated cover; 16 cm Euro 5
- [123] **HEIM, Roger**
 Les champignons. Tableaux d'un monde étrange. Paris: Alpina 1948. 4o
 p (1)-144; 6 col. plates by Yvonne Jean-Haffen, 230 phot. by Jean Vincent.
 (6000 numbered copies)
 Volbracht 856; Uellner 705; Plesch Cat. 253. - First, limited edition. With artistic mushroom-paintings. Very nice copy in original pictorial cover, 25 cm Euro 80
- [124] **HEINEMANN, Paul**
 Les Psalliotés. Bruxelles: Les naturalistes belges 1977.
 p (1-4), 5-25, (26): 5 figs
 Wrappers; 23 cm Euro 18
- [125] **HEINEMANN, Paul**
 Quelques psalliotés du Congo Brazzaville. Ex Cahiers de la Maboque. Tome IX, Fascicule 1 1971
 5-10: 2 figs
 Wrappers; 27 cm Euro 8
- [126] **HEINEMANN, Paul**
 Les bolétinées. Bruxelles: Les Naturalistes Belges 1961
 p (1)-34: 1 col. plate, 3 phot. ill., 5 drawings (Extr. Bull. Les Nat. Belges Vol. 42)
 Uellner 714 (from Journal). - Reprinted from Bull. Nat. Belges. Ill. paper-wrapper, 24,5 cm. Euro 35
- [127] **HERRMANN, Emil**
 Täublings-Bestimmungstabelle von Oberlehrer Herrmann, nach welcher ohne Lupe oder Mikroskop die vielen Arten der Täublinge bestimmt werden. Vierte, bedeutend verbesserte Auflage. Heilbronn: Pilz und Kräuterfreund (≈1923). p (1)-24; 12mo (Deutsche Pilz-Bücherei 1)
 Volbracht 892; Uellner 731 (2nd Ed. 1922). - Scarce booklet. With a few annotations; Original decorated cover; 17,3 cm Euro 18
- [128] **HERTZOG, Paul**
 Les champignons toxiques et comestibles. Ingersheim: Édition SAEP 1989
 (1-3), 4-155: col. photos
 Nice book, presenting edible fungi and the resembling poisonous species. Original paperback; 26 x 20 cm Euro 10
- [129] **HESLER, Lexemuel Ray**
 North American Species of Gymnopilus. New York and London: Hafner 1969
 p (i-v), 1-117: 126 figs (Mycological memoir 3)
 Brenna 385. -Original cover; 22 cm Euro 20
- [130] **HODGES, C. S. et al.**
 Fomes annosus. Proceedings of the third international conference on Fomes annosus. Aarhus, Denmark July 29-August 3, 1968. International union of forest research organisations. Section 24: Forest protection Asheville, North Carolina: Printed by the Southeastern forest experiment station 1970 (i)-iv, 1-208
 Uellner 476. - Paperback; 21 cm Euro 22
- [131] **HÖHNEL, F. von**
 Fragmente zur Mykologie [I. Mittheilung - 18. Mitteilung]. In den Sitzungsberichten der Akademie der [kaiserlichen] Wissenschaften in Wien. Mathem.-naturwiss. Classe. Abt. I. Wien: In Kommission bei Alfred Hölder 1902-1916
 18 parts with about 1500 pages, 8 plates, 80 figs.
 Volbracht 910; Stafleu 2859; Uellner 756. - Important work with 18 of 24 parts in the original edition, dealing with many new species or genera. From the library of Richard Falck. Bound in 1 volume in half-cloth. 23 cm Euro 230
- [132] **HONGO, Tsuguo & Masana IZAWA**
 [Fungi of Japan]. Tokyo: Yama-Kei 1994
 (1)-383 (38): col. photos (Yama-Kei Field books)
 Many very good photos, text in Japanese. Original flexible binding; 19 cm Euro 25
- [133] **HÜTTERMANN, Aloys (Ed.)**
 Physarum polycephalum. Object of research in cell biology. 62 Abbildungen. Stuttgart: Gusrav Fischer Verlag 1973
 (i-iii), 1-179: 62 figs
 English with German summary. Contributors are Rusch, Schiebel, Jokusch, Chet, Dee, Carlile and Rakoczy. Original paperback; 23 cm Euro 60
- [134] **IMAZEKI, Rokuya & Yoshio OTANI, Tsuguo HONGO**
 Fungi of Japan. Tokyo: Yama-Kei 1988
 p (1)-623, (624). col. ill.
 Nice photos. Very good copy; 21 x 23 cm Euro 80

- [135] **IMLER, Louis**
Icones mycologicae 1-18. Meise: Jardin Botanique National de Belgique 1982. Folio
 p (i-ii), 18 col. plates with text
 The 12 plates depict Russulas. Original wrappers; 32 x 25 cm
 Euro 18
- [136] **IMLER, Louis, Jan RAMELOO, et al**
Icones Mycologicae, publ. by Jardin Botanique National de Belgique; Nationale Plantentuin van België
1982-1986. Coloured plates 1-130 with text
 A series of detailed descriptions of fungi, illustrated with coloured plates and/or black and white plates. Mostly in English, some parts in French. First volumes on Russula and Myxomycetes, followed by different Hymenomycetes. Original wrappers; 33 x 25 cm
 Euro 90
- [137] **IMRE, Rimóczy**
Gombaválogató.
 (i-viii), 1-118, (1-2): col. photos
Gombaválogató 3. Budapest: Dzepia Könyvkiadó 1992-1995
 (1-8), 9128, (1-2): col. photos
 2 parts of this popular guide from Hungary. First part inscribed by the author to F. Trescol. Original pictorial paperback; 19 cm
 Euro 19
- [138] **JACCOTTET, John**
Les champignons dans la nature. Deuxième ed.
 Neuchâtel, Paris: Delachaux & Niestlé ≈ 1938
 p (1)-225, (227, table, 228-231, publ. advert.): 76 col. plates.
 cf: Volbracht 962. - The scarce second edition. Original cover, nice, 17,5 cm
 Euro 18
- [139] **JACKSON, Henry Alexander C.**
Les champignons de M. Jackson. Revue avec introduction par Mimi Cazort. Ottawa: Galerie nationale du Canada/Musées nationaux du Canada 1979. Folio
 p (1-8), 9-162, (1): 42 col. plates
 Very nice drawings. Good copy in full cloth with (worn) dustwrappers; 32 cm
 Euro 22
- [140] **JAHN, Hermann**
Pilze rundum. Ein Taschenbuch zum Bestimmen und Nachschlagen von rund 500 einheimischen Pilzarten. Hamburg: Park 1949. Reprint: Königstein: Koeltz 1979
 p (1)-355: 8 col. plates by the author and 235 textill.
 Volbracht 969; Uellner 821. - The reprint in art-leather; 22 cm
 Euro 23
- [141] **JAMONI, Pier Giovanni**
I funghi del parco. Vercelli: Regione Piemonte 1991
 (1-4), 5-334: 150 colour-photos, 1 map
 On the fungi in Parco naturale Lama del Sesia north of Vercelli. Original paper back; 21 cm
 Euro 10
- [142] **JOLY, Patrick**
Les champignons. Photographies en couleurs de Philippe Joly et Heinz Schrempf. Ont également collaboré à l'illustration de ce volume: P. Bondoux, M. Chassain, Y. Lanceau, Patrick Joly, Titus-Cedri, Agence W. Paris & Fribourg Hatier 1972
 p (1-4), 5-256: 112 col. ill., figs
 Original paper-back; 19,5 cm
 Euro 13
- [143] **JOLY, Patrick**
Pilze. Vorwort von Meinhard Moser. [Übersetzt von Hans Haas]. Stuttgart: Belser 1973
 p (1-4), 5-255: 110 col. phot., 52 figs.
 Uellner 838. - Scarce German edition with excellent photos. Original cloth with col. dust-wrapper; 19,5 cm
 Euro 10
- [144] **JORDAN, Peter & Steven WHEELER**
The ultimate mushroom-book. The complete guide to mushrooms - A photographic A-Z of types and 100 original recipes. London etc.: Lorenz books 1995
 (1)-256: col. photos and drawings
 An interesting and well illustrated book, second part devoted to mushroom-cookery. Original pictorial hardcover; Folio. 32 cm
 Euro 10
- [145] **JOSSERAND, M**
Les différents types d'empoisonnement par les champignons. Leur traitement - résumé pratique.
 Ex Bull. Soc. Linn. Lyon 5/6, 1946. p (1-3)
 Volbracht 983. - No covers; 24 cm
 Euro 5
- [146] **JOSSERAND, Marcel**
Pitié pour les déterminateurs! Ou: conseils pour l'envoi par la poste de champignons charnus.
 Ex Bull. Soc. Linn. Lyon 32:7, 1962. p 239-241
 Hints for sending mushrooms by post. Wrappers; 21 cm
 Euro 5
- [147] **KAISERLICHES GESUNDHEITSAMT (Ed.)**
Pilzmerkblatt. Die wichtigsten essbaren und schädlichen Pilze. Bearbeitet im Kaiserlichen Gesundheitsamte. Hierzu eine Pilztafel mit farbigen Abbildungen. Ausgabe 1913. Berlin: Julius Springer [1913]
 p (1)-8: 1 folded col. plate
 Volbracht 1638; Uellner 846. - 20,5 cm
 Euro 9
- [148] **KALLENBACH, Franz & L. WELSMANN**
Merkblätter der Deutschen Gesellschaft für Pilzkunde, Darmstadt und der Hessischen Landesstelle für Pilz- und Hausschwamm-Beratung. Nr 1-5
Sonderdruck aus der Zeitschrift für Pilzkunde Darmstadt 1935 ff
 Volbracht 1002. - Different editions of these popular leaflets. On poisonous fungi like *Helvella esculenta*, *Amanita phalloides*, *A. pantherina*. 1 part with recipes for the preparation of fungi. 23 x 15,5 cm
 Euro 15



[149] **KALMAR, Zoltan & Rajzolta HULLER AGOSTON**

Gombak. [Budapest]: Buvar Zsebkönyvek Mora Könyvkiado 1978

p (1-2), 3-63 (64): 29 col. plates

With dedication by Kalmar to Katharina Bickerich. Nice copy in pictorial hardcover; 16 cm Euro 15

[150] **KARSTEN, Petter Adolf**

Rysslands, Finlands och den skandinaviska halföns hattsvampar. Färre [- sednare] delen. Helsingfors: Finska Litteratur-sällskapets tryckeri 1879-1882. 2 parts.

p (i-vii), viii-xxviii, (1)-571; (i-v), vi-xix, (1)-257 (Bidrag till kännedom af Finlands natur och fölg, reprinted from Finska Vetenscaps-Soc. 32, 37)

Volbracht 1009; Stafleu 3535. - Rare original edition. Interesting copy, from the collection of Nils Fries. Karsten, a leading European taxonomist, describes Hymenomycetes of Russia and Scandinavia. Nice contemporary half-leather, slightly rubbed; 21 cm Euro 450

[151] **KAUFFMAN, Calvin Henry**

The Agaricaceae of Michigan. Lansing, Michigan: Wynkoop Hallenbeck Crawford 1918 [-1919]. 2 vols

p (i-vii), viii-xxvii, (1-3), 4-924; (1-7), 8-10: 172 plates.

(Michigan geological and biological Survey 26, Biological Series)

Reprint. 2 volumes in full cloth; 22 cm Euro 50

[152] **KELLER, Karl Dietrich**

Das farbige Pilzbuch. 96 vierfarbige Pilzabbildungen und ihre wichtigsten Merkmale unter wissenschaftlicher Mitarbeit von Armin Geus. Wiesbaden: Falken-Verlag Erich Sicker (1965) (1-5), 6-136, (1-8, Verlagsanzeigen): 48 col. plates Uellner 857. - Original paperback; 19 cm Euro 16

[153] **KELLER, Karl Dietrich & Karl und Gretl KRONBERGER**

Das Heyne-Pilzbuch. 3. Auflage. München: Wilhelm Heyne 1978. p (1)-132: 105 col. plates (Heyne-Bücherei 4368)

Uellner 858. - Original paperback. 19 cm Euro 5

[154] **KERNER, Johann Simon**

Giftige und eßbare Schwämme, welche so wohl im Herzogthum Wirtemberg, als auch im übrigen Teutschland wild wachsen. Mit 16 nach der Natur ausgemalten Kupfertafeln. Stuttgart: bey dem Verfasser 1786

p (i-viii), (i)-viii, (1)-68: 16 col. plates

Volbracht 1029; Stafleu 3602; Krieger p 119; Nissen 1040 (without first pages); Pfister p 63. - A very rare book, the first popular German work on fungi, intended to offer useful and inexpensive information about fungi to a larger public (see the excellent study on the work by U. Schofer in Beitr. Kenntn. Pilze Mitteleurop. 10, 1996). From the library of Ulrike Schofer, with her blind-stamp on newly inserted fly-leaf. Uncut copy with wide margins, plates bound in with small paperstrips. The copy is throughout a bit spotted in margins, some plates slightly shadowed with glue. Old half-leather with gilt title on spine, rubbed. 22,3 x 15 cm Reserved until January 24th for the visitors of the antiquaria-book-fair in Ludwigsburg (<https://www.antiquaria-ludwigsburg.de/index.html>) Euro 2200

[155] **KITS VAN WAVEREN, E.**

The „stercorarius group“ of the genus Coprinus. Reprinted from Persoonia Volume 5, Part 2, 1968 131-176: 1 plate, 55 figs

Original wrappers; 22 cm Euro 20

[156] **KLOEBER, Carl**

Der Pilzsammler. Genaue Beschreibung der in Deutschland und den angrenzenden Ländern wachsenden Speiseschwämme nebst Zubereitung für die Küche sowie Kulturanweisung für die Champignonzucht. Zugleich ein Leitfaden für den Unterricht, sowie zur Orientierung der Marktpolizei. Mit 9 anatomischen und 39 colorirten Abbildungen in natürlicher Größe. Zweite, vermehrte und verbesserte Aufl.

Quedlinburg: Verlag von Christian Viewegs Buchhandlung. 1896. p (i-iv), (1)-146, (1-2, advert.): 15 (14 chromolith.) double-paged plates

Volbracht 1047; Uellner 875. - Second edition in smaller format, with new illustrations. Of special interest are a chapter on truffles, a mushroom-calendar and the recipes by Kloeber, author of „Die Pilzküche“. Nice original pictorial cloth-binding, loosened; 17,1 x 8,7 cm Euro 120



[157] KRAPP, Karl von

Ausführliche Beschreibung der in Unterösterreich, sonderlich aber um Wien herum wachsenden, und in der Stadt zum Verkauf sowohl erlaubten, als unerlaubten eßbaren Schwämme, sammt den ihnen ähnlichen uneßbaren schädlichen, giftigen, oder auch verdächtigen; ihren Kennzeichen, ihrer gewöhnlichen Zubereitung, und den schädlichen Zufällen, welche die letztern im menschlichen Körper verursachen; nach der Linneischen Haupteintheilung in systematischer Ordnung vorgetragen.

Erstes Heft, mit XI nach der Natur gezeichneten und illuminirten Kupfertafeln.

Wien, in der Jakob Anton Edlen von Ghelenschen Buchhandlung 1782

p (i-iii), 9-16: 11 hand-coloured, folded plates
 Volbracht 1075; Stafleu 3911; Uellner 888; Pfister p 64; Nissen 1098; Weiss 2097. - The complete set of the 11 *Russula*-plates from this extremely rare work, with only a part of the accompanying text and without the second section on *Lactarius* (6 plates). Krapp, a physician in Vienna, „Kaiserlich-Königlicher Hofrath und Leibarzt“, he himself made experiments with eating mushrooms „in danger to my life“ to distinguish edible from poisonous species. He quotes Micheli, Steerbeck, Schaeffer, Scopoli etc. According to Kreisel (Nachwort to reprint of Michael-Hennig, 3 vols, 1986), this was the first ever published „cheap“ book with coloured illustrations intended to describe edible and poisonous fungi for a larger public. Stafleu „saw no complete copy“, even from Vienna he reports only the plates from part one without any text.

We offer the 11 large-format plates (35 x 25 cm) of *Russula* in very fine and bright handcolouring with text-pages (i-iii), 9-16. The complete text as well as the *Lactarius*-part is added in the facsimile-reprint from the copy of the Christian-Volbracht-Collection MykoLibri. Old signature with name and date 1782 on title. Title a bit soiled, plates nice and clean with very few spots. Bound in old and worn wrappers on wood, Facimile in modern cloth: 25 and 29 cm Euro 1900



[158] KREISEL, Hanns

Die phytopathogenen Großpilze Deutschlands. (Basidiomycetes mit Ausschluß der Rost- und Brandpilze). Jena: VEB Gustav Fischer Verlag 1961 p (1-5), 6-284: 11 figs.

Uellner 892. - Original edition, cloth; 22 cm Euro 30

[159] KRIEGLSTEINER, German J.

Verbreitungsatlas der Großpilze Deutschlands (West). 2 vols in 3. Stuttgart: Eugen Ulmer 1991-1993. Folio

1: Ständerpilze. Teil A: Nichtblätterpilze [B: Blätterpilze]. Geleitwort von Minister Erwin Vetter. *Pilz-Ikonographie von Siegfried Künkele*. 3511 Verbreitungskarten. p (i-iv), v-vi, 1-416; (417-420), 421-1016: 861 plates with col. maps, 6 col. fungi-plates, 24 loose transparent maps, figs.
 2: Schlauchpilze. Geleitwort von Minister Harald B. Schäfer. 1987 Verbreitungskarten. p (1-4), 5-596: 407 plates with coloured maps, 9 (7 col.) illustrations

A most complete work on the distribution of fungi in western Germany. Of special interest is the first publication of two coloured plates of fungi painted in second half of the 16th century for Carolus Clusius. The Codex with the paintings was found in a library in Poland. The plates are apparently the originals for the illustrations in Clusius' *Fungorum in Pannoniis observatorum brevis historia* (1601). Old owner stamp. Original cloth; 30,5 cm Euro 50

[160] KRIZ, Karel

Radce Houbaru. Bratislava: Ceska statni pojistovna moravske muzeum v Brne 1972

p (1-4), 5-132, (133-141, notes): col. figs

Interesting photos of mushroom models; Original paperback; 22 cm Euro 20




[161] **KROMBHOLZ, Julius Vinzenz**
Conspectus fungorum esculentorum. Leiden:
Boerhaave Press 1980
 p (i-ii), (1-6), 7-40.

Volbracht 1083; Stafleu 3959; Uellner 903; Pfister p 64. -
 Scarce reprint of the original edition, Prag 1821. Paper-cover;
 21 cm Euro 35

[162] **KROMBHOLZ, Julius Vinzenz von**
Naturgetreue Abbildungen und Beschreibungen
der essbaren, schädlichen und verdächtigen
Schwämme. Erstes [- zehntes, letztes] Heft.
 Prag: In Commission in der J. G. Calve'schen
 Buchhandlung, gedruckt bei Carl Wilhelm Medau
 in Leitmeritz 1831-1846. 76 hand-coloured lith.
 plates; folio

- 1: (i-v), vi-x, (1)-85, (1, -2, err.);
- 2: (i-iii), iv, (1, corr. - 3), 4-30: 1 Tabelle;
- 3: (i), (1)-36, (1-2, corr.);
- 4: (i, iii), (1)-32;
- 5: (i, iii), (1)-17;
- 6: (i, iii), (1)-30;
- 7: (i, iii), (1)-24;
- 8: (i), (1-3), 4-31, (32, corr.);
- 9: (i), (1-3), 4-28;
- 10: (1-3), 4-28, (1, ind.), (1-6, reg., corr.)

Volbracht 1083; Stafleu 3960; Uellner 902; Krieger 122;
 Nissen 1106. - One of the most beautiful mycological
 iconographies ever published. Julius Vinzenz von
 Kromholz (1791-1881) was a Czech medical man and
 mycologist. He was born in Bohemia, studied in Erfurt and
 became then professor for surgery and later „Professor der
 Staatsarzneykunde“ at Prague. The last parts of his work
 were edited after his death by Johann Baptista Zobel. Good
 and decorative copy of this rare work, with bright colouring.
 Margins of a few plates slightly soiled. The double-paged
 plates mounted on paper-strips, so that they open easily.
 Contemporary half-leather; gilt title on spine. 39 cm
 Reserved until January 24th for the visitors of the antiquaria-
 book-fair in Ludwigsburg ([https://www.antiquaria-
 ludwigsburg.de/index.html](https://www.antiquaria-ludwigsburg.de/index.html)) Euro 6500



[162] KROMBHOLZ

[163] KUBICKA, Jiri & Josef and Marie
ERHART

Jedovate houby. Praha: Avicenum zdravotnicke nakladatelstvi
1980

p (1-4), 5-247, (248): 194 col. photos

Pictorial hardcover; 21 cm Euro 15

[164] KÜHNER, Robert

Inocybe. Leiosporés cystidiés. Espèces nouvelles ou
critiques. Bourg: Bull. Soc. Naturalistes d'Oyonnax
No 9. Suppl. Mem. hors série 1, 1955

p (1-3), 4-95: 47 figs

(Complements à la „Flore analytique“ V)

Volbracht 1099. - With a type-written index from the library
of C. L. Alessio. Original paper-cover; 24,5 cm Euro 15

[165] LAFUENTE, Georges André

La santé par les champignons. Paris: Éditions du
jour 1974

p (1-4), 5-139, (140, impr.): 15 plates

(Collection Santé 6)

Original paperback; 22 cm Euro 20

[166] LAMBOTTE, (Jean Baptiste) Émile

Flore mycologique belge, comprenant la description
des espèces trouvées jusqu'à ce jour. Tome premier
[-troisième et premier supplément]. Verviers:

Imprimerie G. Nautet-Hans [suppl.: Bruxelles: F.
Hayez] 1880-1887. p (1-5), 6-524; (1-5), 6-599,

(1-7, tabl. sphaeriacei); (1-5), 6-331, (1-5, err.);

(1-3), 4-350, (351, err.): 1 folded plate

(Suppl. reprinted from Mém. Soc. roy. sci. Liège ser
2. vol 14:7)

Volbracht 1120; Stafleu 4150. - Nice copy of this scarce work.
Bound in old half-leather with gilt title on spine. 24 cm

Euro 400

[167] LANGERON, Maurice

Précis de mycologie. Mycologie générale, mycologie
humaine et animale. Techniques. Deuxième édition,
revue et augmentée par R. Vanbreuseghem. Préface
de Edmond Sergent. Paris: Masson 1952

p (i-v), vi-ix, (1-3), 4-703, (705, impr.), Portrait,
461 figs

Volbracht 1131. - The enlarged second edition. Nice copy.

Original decorated cloth; 23 cm

Euro 20

[168] LAPLANCHE, Maurice C. de

Dictionnaire iconographique des champignons
supérieurs (Hyménomycètes) qui croissent en
Europe, Algérie & Tunisie suivi des tableaux
de concordance (pour les Hyménomycètes) de
Barrellier, Batsch, Battara, Bauhin, Bolton,
Bulliard, Krombholz, Letellier, Paulet, Persoon,
Schaeffer et Sowerby. Autun: Dejussieu & Paris:
Paul Klincksieck 1894

p (i)-x, (1)-541kk

Volbracht 1134; Stafleu 4215; Uellner 941; Krieger p 124. -
Original edition of this very useful index for some of the most
important mycological iconographies. Later private leather,

original cover bound in. 18 cm Euro 75



[169] LARBER, Giovanni

Sui funghi, saggio generale. Con tavole in rame
ed una descrizione e tavola sinottica de' funghi più
comuni d'Italia. Bassano: dalla tipografia Baseggio
1829.

p (1-9), 10-173; (3-4), 5-328: 21 hand-coloured.
plates, pages 289-318 are folded tables

Volbracht 1136; Stafleu 4218; Uellner 942; Stiftung für
Botanik 436; Lazzari p 228. -Very rare, with finely coloured
plates. Giovanni Larber was a physician and botanist at
Bassano northwest of Venezia. This is a beautifully designed
book. Larber's contemporaries Venturi, Vittadini and Fries
criticised the scientific quality of illustrations (Lazzari, p. 228)
The two volumes with four parts bound in one. A good uncut
copy with wide margins. Text with some light spotting, plates
nice and clean. Bound in contemporary quarter leather 28 cm
Euro 3100

[170] LARSSON, Karl-Henrik

Rödlistade svampar i Sverige. Artfakta. Uppsala:
ArtDatabanken 1997

(1-7), 8-547: 26 col. plates (two on inner covers):
maps

Redlist on endangered fungi in Sweden. Original pictorial
paperback; 22 cm Euro 80

[171] LAZZARI, Giacomo

Atlante iconografico 1981-1983. Con la
collaborazione di Francesco Bellù. Trento: Gruppo
micologico „G. Bresadola“ 1985

p (1-2), 3-297, (298-301, impr.): 143 col. plates.
(Suppl. Boll. Gr. Mic. Bresadola 1-2)

Collection of coloured plates from the Bulletin of the Gruppo
micologico „G. Bresadola“. Original pictorial hardcover; 23
cm Euro 24

[172] LELLEY, Jan


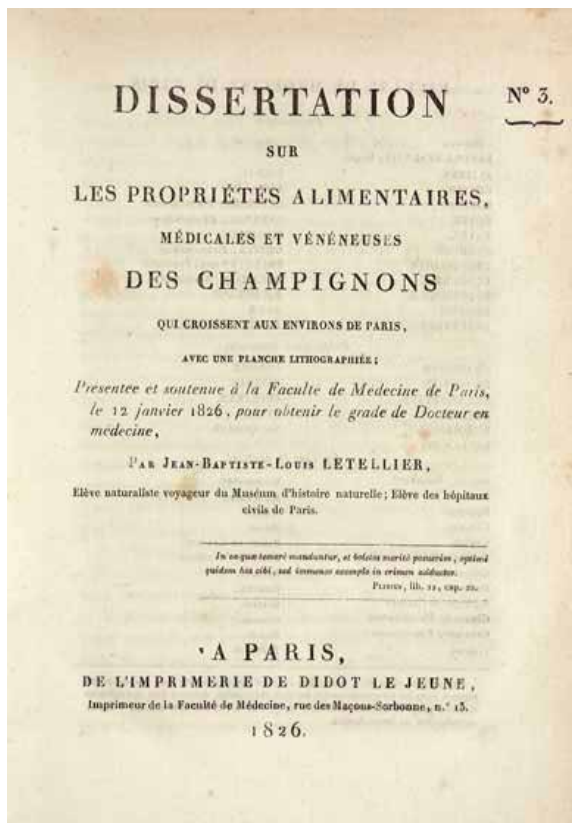
Die Heilkraft der Pilze. Gesund durch Mykotherapie. Düsseldorf & München: Econ 1997 p (1-4), 5-236, (237-239, publ. ad.): 16 col. plates
Good copy. 21,5 cm Euro 15

[173] LENZ, Harald Othmar

Dr. Harald O. Lenz' nützliche, schädliche und verdächtige Schwämme. Fünfte Auflage. Bearbeitet von A. Röse. Mit nach der Natur gezeichneten und gemalten Abbildungen auf 20 Tafeln. Gotha: Verlag von E. F. Thienemann's Hofbuchhandlung 1874
p (i-iii), iv, (1)-212, (1-2, expl. pl. 1): 20 (19 col.) plates
Volbracht 1165; Stafleu 4398; Uellner 987; Weiss 2275. - The fifth edition, one more plate. With interesting details on truffle-hunting in Germany. Paper-bound, rebacked. 21 cm Euro 90

[174] LETELLIER, Jean-Baptiste Louis

Dissertation sur les propriétés alimentaires, médicales et vénéneuses des champignons qui croissent aux environs de Paris, avec une planche lithographiée. Paris: de l'imprimerie de Didot le jeune 1826 (i-iii), iv, (5)-33: 1 lith. plate
Volbracht 1167; Pritzel 5246. - Extremely rare dissertation. Letellier published the same year a popular book on fungi and later „Figures de champignons, servant de supplément aux planches de Bulliard“ (1829-1840), with 108 coloured plates. Fine copy in modern marbled boards, gilt title on spine; 25 cm Euro 1100



[175] LETELLIER, Jean-Baptiste Louis

Avis au peuple sur les grandes ressemblances et les petites différences qui existent entre les champignons vénéneux et alimentaires, avec 16 figures peintes d'après nature et lithographiées. Paris: Delloye, editeur 1841. 40 p (i-ii, cover), (i-iv): 1 double-paged hand-coloured lith plate (lith. August) Volbracht 1170; Lindau & Sydow 15.271. - A great rarity by Letellier, who published a popular mushroom book and the series of „Figures de champignons“ as a supplement to Bulliard. With a very nice double-paged coloured plate. Original paper-cover worn, with handwritten adress of the author; 25,4 x 20,9 cm Euro 650

[176] LIESE, J.

Konservierung eßbarer Pilze. Kirchseon bei Grafing: Reicharbeitsgemeinschaft Ernährung aus dem Wald ≈ 1942 p (1)-7, (8). Volbracht 1185. - Small old stamp on title. No covers; corners a bit worn; 23,5 cm Euro 15

[177] LOISEAU, Jean

Chercheur des champignons. Méthode pratique pour la recherche des champignons sur le terrain. Troisième édition. Paris: Vigot 1951 p (1)-211, (1): 7 col. plates Volbracht 1236; Uellner 1015. - Scarce, a new issue of the third edition, with coloured plates added. Bound in private red cloth with gilt title; 21 cm Euro 35

[178] LONATI, Giuliano

Guida alle determinazione macroscopia dei funghi. Vol 1-2. Nuova edizione riveduta e ampliata con chiavi analitiche. Avezzano: G. E. M. A. 1996 (1-6), 7-351: figs; (1-6), (1-8) 1 leaf with errata: 260 plates with 520 photos in colours Original paperback; 23 cm Euro 10

- [179] **LUCCHINI, Gianfelice**
I macromiceti delle bolle di Magadino (Ticono, Svizzera). Extracted from Bolletion Soc. Tic. Sci. Natur. (Lugano), Vol LXXVIII. Lugano: 1990
33-132: figs
 With the copy of a letter by Carlo Luciano Alessio to Lucchini, commenting the book. Original wrappers; 24 cm
 Euro 15
- [180] **MAGNUS, P.**
On some species of the genus Urophlyctis. Annals of Botany 11:61, 1897
p 87-96: 2 lithographed plates
 Disbound; 24 cm
 Euro 8
- [181] **MAIRE, René**
Rehabilitation du Volvaria speciosa. - De la comestibilité des champignons
5-12; 141-149
 2 papers from Amateur des champignons, private wrappers.
 18 cm
 Euro 6
- [182] **MANGET, Charles**
Tableaux synoptiques des champignons comestibles et vénéneux. Paris: J.-B. Baillière 1903
p (1)-128; 6 col. plates and 23 textill.
 Volbracht 1289; Uellner 1073; Kelly p 141 - Rare with all the plates. Original cover (back worn, part of spine missing); 17 cm
 Euro 30
- [183] **MATTIROLO, Oreste**
Catalogo ragionato dei funghi ipogei raccolti nel canton ticino e nelle provincie italiane confinanti. Zurigo: F.lli Fretz S. A. 1935
p (ii, iii), 1-53: 2 col. plates with text.
(Beiträge zur Kryptogamenflora der Schweiz 8:2)
 Volbracht 1334; Stafleu 5706; Uellner 1092. - Scare. Exlibris and signature of F. and L. Marti. Nice copy in original paperback. 24 cm
 Euro 70
- [184] **McKNIGHT, Kent H. & Vera**
A field guide to mushrooms. North America. Boston & New York: Houghton Mifflin company 1987
(i-v), vi-xii (xiii), (1-2), 3-429: 48 (41 coloured) plates, figs
 Original paperback; 18,5 cm
 Euro 20
- [185] **MEIXNER, Axel**
Reazioni chimiche colorate sui funghi
 Uellner 1099. - Private Italian translation of Meixner's Chemische Farbreaktionen von Pilzen. Vaduz: J. Cramer 1975. Typoscript. Oblong-Folio, 24 x 32 cm
 Euro 90
- [186] **MENDEZA RINCON de ACUNA, Ramon & G. DIAZ MONTOYA**
Las setas. Guia fotografica y descriptiva. 800 especies a todo color. Vizcaya: Iberduero 1987
(1-4), 5-932: 800 col. photos
 Good illustrations of 800 species. Bound in original hardcover with dust-wrappers; 23 cm
 Euro 40
- [187] **MENDEZA RINCON de ACUNA, Ramon & G. DIAZ MONTOYA**
Las setas. Manual práctico para el aficionado. Grupo de empresa Iberduero 1980
(1-6), 7-387: col. photos
 Good illustrations. Inscribed to Carlo Luciano Alessio. Bound in original pict. paperback; 23 cm
 Euro 20
- [188] **MÉRITE, Pierre**
L'indicateur des champignons pour la détermination facile des principaux genres, des espèces à rejeter (vénéneuses, immangeables ou sans intérêt) et de 83 espèces agréables à manger. Paris: Dunod 1947. 12mo
p (1)-160: figs.
 Volbracht 1357; Uellner 1103. - Very scarce little work. Pictorial coloured paper-cover. 13,5 cm
 Euro 20
- [189] **MERKL, Michael**
Ich kenne die Pilze. Ein Ratgeber für Pilzfreunde. Olten, Stuttgart, Salzburg: Fackelverlag (≈1962)
p (1)-143: 62 col. plates by Claus Caspari and Hugo Hartmann.
(Fackelbücherei 57. 58)
 Uellner 1104. - Nice copy. Original pictorial paper-cover; 18 cm
 Euro 10
- [190] **MEZ, Carl Christian**
Der Hausschwamm und die übrigen holzerstörenden Pilze der menschlichen Wohnungen. Ihre Erkennung, Bedeutung und Bekämpfung. Dresden: Richard Lincke 1908
p (i-iii), iv-vii, (1)-260: col. frontispiz, 90 figs.
 Volbracht 1363; Stafleu 1109; Uellner 1109; Krieger p. 149. - Very good fresh copy, paperbound; 21 cm
 Euro 60
- [191] **MEZZENA, Renato**
Funghi del Carso. 3 vol. Trieste: Cassa di risparmio 1976-1994
1: (i-vi), vii-xix, (1)-577: 300 col. plates
2 (Guia alla determinazione): iii-xvi, (1)-477 54 col. plates
3: (i-viii), ix-xxx, (1)-321: 100 col. plates, 138 figs.
 The fungi of the Karst plateau in the region of Trieste in Italy. The limestone plateau covers the frontal area with Slovenia. The nice plates designed with crayons. Two volumes in cloth with dust-wrappers, vol 2 in original paperback; 22-23 cm
 Euro 35
- [192] **MICHAEL, Edmund**
Führer für Pilzfreunde. Die am häufigsten vorkommenden eßbaren, verdächtigen und giftigen Pilze. Mit 69 [-307] Pilzgruppen. Nach der Natur von A. Schmalfuß gemalt und photomechanisch für Dreifarbendruck naturgetreu reproduziert. Erster [- dritter] Band. Zwickau: Förster & Böttcher 1907-1912. 3 vols. 220 col. plates with text
1: (10. Tsd, 1909). p (i-iii), iv-xii, (1)-29: 58 pl.;
2: (Fünftes Tausend 1907). (i-iii), iv-xii: 72 pl.;
3: (6.-8. Tausend 1912). (i-iii), iv-xi, (xii): 80 pl.
 Volbracht 1365; Stafleu 5952; Uellner 1112-1114. - Nice copy of one of the early enlarged editions of Michaels Führer. Only slightly spotting. Original pictorial cloth; 19,7 x 13,5 cm
 Euro 90



[193] MICHAU, Gaston

Contribution à l'inventaire des champignons supérieurs de de la Corse. Ajaccio: Association des amis du parc régional de la Corse ≈ 1989

Copy inscribed by many members of the Association to Fernand Trescol. Original paperback; 29,5 cm Euro 30

[194] MIGLIARDI, V. & G. B. TRAVERSO

I funghi finora osservati nella provincia di Venezia (con diagnosi delle specie nuove). Memoria. Venezia: Premiate officine grafiche C. Ferrari 1914 (i-ii), 1297-1369 (= 1-73): 3 plates (Atti del Reale istituto Veneto di scienze, lettere e arti. 1913-1914 - tomo LXXIII - parte seconda)

Volbracht 1372. - Original wrappers; 24,5 cm Euro 45

[195] MIGULA, Walter

Basidiomycetes. Kryptogamenflora von Deutschland, Deutsch-Österreich und der Schweiz. Band 3 Pilze. 2. Teil. 1. Abt. Berlin: Hugo Behrmüller 1912. 2 vols p (i-iii), (1)-814: 306 (271 col.) pl. (Thomé's Flora von Deutschland, Österreich und der Schweiz 9)

Volbracht 1375. - The volumes on Basidiomycetes from Migulas Flora. Part 1 in original half-leather, part 2 in half-cloth. 24 cm Euro 80

[196] MIGULA, Walter

Die eßbaren und giftigen Pilze aus Prof. Dr. W. Migulas Kryptogamenflora von Deutschland. Bestimmungsbuch der wichtigsten Pilzarten zum Gebrauche für Jedermann. Berlin-Lichterfelde: Hugo Bermühler 1925 S (i)-iv, (1)-102, (103-104): 80 col.plates

Volbracht 1376; Stafleu 6000. - Scarce selection of plates of larger fungi from Migulas Kryptogamenflora. Text in Paperback, with the plates in a cloth-box with gilt label on spine; 23,5 cm. Euro 120

[197] MILLELRI, Anne Marie

Les champignons supérieurs de la Corse. (Inventaire - comestibilité - toxicité - ecologie). These: Fac. de Pharmacie Montpellier 1985 (Leaves (i-ix), 1-96: figs

Bound typescript; 32 cm Euro 35

[198] MÖLLER, Alfred

Brasilische Pilzblumen. Jena: Gustav Fischer 1895 p (i)-vii, (viii, cont.), (1)-152: 8 plates (Botanische Mittheilungen aus den Tropen 7, ed. F. A. W. Schimper)

Volbracht 1384; Stafleu 6152. - A scarce work, with the beautiful plate of Dictyophora phalloidea. Good copy with a small library-stamp on title. Original paper-cover (worn, back loose). 25,5 cm Euro 160

[199] MOLTENI, Angela

Cucinare i Funghi. Le piu belle ricette... Milano: Kaos 1986. p (1)-113, (1-11): illustr

Original dec. papercovers (21 cm) Euro 12

[200] MONTEGUT, Jacques

Le livre des champignons. Paris: Edilempress 1980 (i-ii), iii-xxxii, (xxxiii-xxxvi), 1-336: col photos, figs 332 species illustrated in colours - an extract of Monteguts 8-volumes-series with more than 500 plates in ring-folders; Original gilt hardcover; 24,5 cm Euro 14

[201] MONTI, G. & al.

Funghi e cenosi di aree bruciate. Indagine nell'ambiente del parco. Pisa: Pacini editore 1992 (1-3), 4-149: col. photos

On fungi in a costal national parc near Pisa in Italy, which had been destroyed by fire in 1989. Inscribed by Marchetti to Fernand Trescol. Original paperback; 24 cm Euro 25



[202] MOREL, Louis-François

Traité des champignons au point de vue botanique, alimentaire et toxicologique orné de plus de 100 figures. Paris: Germer-Baillière & Moulins: Chez Ch. Desrosiers 1865

p (i-iii), (i)-lxii, (67)-301, (302, impr.): 18 folded plates

Volbracht 1405; Stafleu 6297; Uellner 1166. - Rare. All copies of this work are signed by the author, a clergyman and mycologist. Some of the plates coloured with crayon by a former owner. Page 301 in Xerox. Bound in modern half leather with gilt title; 18,2 x 12,8 cm Euro 70

[203] MOSER, Meinhard

Die Röhrlinge und Blätterpilze (Polyporales, Boletales, Agaricales, Russulales). 4., völlig umgearbeitete Auflage. Stuttgart and New York: Gustav Fischer 1978

p (i)-ix, x-xiii, (1)-532, (1-2, publ. advert.): 13 plates and a colour-chart.

(Kleine Kryptogamenflora, IIb/2)

Good copy. Original green binding, 20 cm Euro 15

[204] MURRILL, William Alphonso

American Boletes. New York: Published by the author 1914

p (i-ii), iii-v, 1-40, (41, publ. advert.)

Volbracht 1433. - Very rare work. Original cloth with gilt title on spine; 21 cm Euro 110

[205] NATARJAN, K. & N. RAMAN

South indian Agaricales. A preliminary study on some dark spored species. With 26 plates. Vaduz: J. Cramer 1983

p (1-6), 7-203: frontispiz, 26 plates in the text (Bibliotheca mycologica 89)

Good copy with stamp on flyleaf. Original cloth, 21 cm Euro 35


[206] NEES von ESENBECK, Christian G.

Das System der Pilze und Schwämme. Ein Versuch. Mit 44 nach der Natur ausgemalten Kupfertafeln, und einigen Tabellen. Würzburg: in der Stahelschen Buchhandlung 1816-1817. 4o

p (i-xi), xii-xxxviii (false xxxvi), (i-ii), (1)-329, (330-331, err.): 2 folded diagrams: 1 etched title and 46 hand-coloured plates by Jacob Sturm

Volbracht 1449; Stafleu 6675; Junk Rara p 43; Uellner 1226 (second issue, 1817); Pfister p 91; Nissen 1438; Krieger p 160. - First edition and very rare. Nees (1776-1858), a nature-philosopher, physician, botanist and political radical, was professor of botany in Erlangen, Bonn and Breslau and from 18f18-1858 President of the famous academy Leopoldina. He was introduced to mycology by Batsch. In this work he gives an overview on nearly all genera of fungi known at his time. He introduces the term „ascus“ (page 164), instead of theca, used by Hedwig both for mosses and fungi. But Nees and the other leading mycologists continued to believe that also the spores of agarics were born in theca or asci and that some fungi originate from spontaneous generation. A second issue of the work was published in 1817 with a supplementary text of 87 pages: „Ueberblick des Systems der Pilze und Schwämme zur Erklärung der Kupfertafeln“. The copy is nice and very fresh, with only a few minor spotting and fine colouring of the plates („von Sturm meisterlich gestochen und auf das sorgfältigste colorirt“ (Junk, Rara). Old owner's blind-stamp on flyleaf. The plate volume has the etched title of 1817. Bound in two volumes in contemporary half-leather rubbed). Textvolume 25 x 21 cm, plate-volume 28,4 x 21,6 cm

Reserved until January 24th for the visitors of the antiquaria-book-fair in Ludwigsburg (<https://www.antiquaria-ludwigsburg.de/index.html>) Euro 3900



[207] NEES: Horac

[207] NEES von ESENBECK, Christian G.

Horae physicae berolinenses collectae ex symbolis virorum doctorum H. Linkii, C. Asm. Rudolphii et W. Fr- Klugii, C. G. Neesii ab Esenbeck, Fr. Ottonis, Adalb. a Chamisso, F. Hornschuchii, D. a Schlechtendal, et C. G. Ehrenbergii. Edicuravit Christianus Godof. Nees ab Esenbeck. Cum tabulis aeneis xxvii. Bonnae: sumtibus Adolphi Marcus 1820. p (i-xii), (1)-123, (124), (1-4, ind., err.): 27 (12 hand-coloured) plates; folio

Volbracht 1450; Stafleu 6680, 1633; Pfister 91. - A very rare work of considerable mycological interest.

C. G. Ehrenberg describes fungi collected by the German poet, botanist and explorer Adalbert von Chamisso during the Romanzoff-voyage around the world in 1815-1818: „Fungos a viro clarissimo Adalberto de Chamisso ... sub auspiciis Romanzoffianis in itinere circa terrarum globum collectos enumeravit novosque descripsit et pinxit. (p 77-104: coloured plates 17-20) and „De Coenogonio novo lichenum genere ex penu viri Clarissimi Chamissonis desumo (p 117-13, 1 pl). Ehrenberg creates in these works the genera *Thamnomycetes*, *Rhizopus*, *Scaphophoenium*, *Coenogonium* and describes many new species.

C. G. Nees von Esenbeck discusses fungi in: „Sylloge observationum botanicarum (p 39-54, plates 5-11).

Other papers with beautiful coloured plates on plants, algae, mosses and insects are by Link, Hornschuch, Chamisso and Schlechtendahl.

Uncut copy, withdrawn from the Library of the Berlin University with old stamps on back of title and some plates, here and there slightly spotted. Bound in contemporary boards, a bit worn; 39,5 x 23 cm Euro 2100

[208] NELSON, P.E. (Editor) et al.

Fusarium. Diseases, biology, and taxonomy. University Park and London: Pennsylvania state university press 1981

(i-v), vi-xiv, (xv), (1-3), 4-457: figs

Nice copy of this collective work by leading experts on pathology, ecology, genetics, cytology, physiology, biology and taxonomy of this important fungus genus. Original cloth with pictorial dust jacket; 24 cm Euro 130

[209] NEUMAN, J. J.

The Polyporaceae of Wisconsin. Lehre: Cramer 1971 p (i-v), (1)-156, (1-7, expl. of plates): 25 plates (Reprinted from Bull. Wisconsin Geol. Nat. Hist. Survey 33, 1914)

Wrappers; 23 cm Euro 35

[210] NILSSON, Sven & Olle PERSSON

Fungi of northern Europe. 1-2. Illustrated by Bo Mossberg. Harmondsworth etc: Penguin books 1978

2 vols. (1-3), 4-126; (1-3), 4-130: numerous coloured figs.


Good copy. Original pictorial hardcover. 20,5 cm Euro 5

[211] NÜESCH, Emil

Die Milchlinge (Pilzgattung Lactarius). Bestimmungsschlüssel und Beschreibung der Milchlinge Mitteleuropas. St. Gallen: Selbstverlag des Verfassers 1921

p (1-4), 5-50

Volbracht 1480; Stafleu 6915; Uellner 1270. - Scarce. Old owner-stamp on title. Cloth; 21 cm Euro 55



[212] ORFILA, Mathieu Jacques B.

Appendix to the general system of toxicology; or, a treatise on mineral, vegetable and animal poisons (...) to which are added, twenty-two coloured engravings of poisonous plants, fungi, insects &c London: E. Cox Son 1821

p (1-3), 4-23: 26 hand-coloured plates

Six of the nice plates depict fungi. A few spotting or soiling on first pages and first plates. Mushroom-plates (14-19) nice and clean. Bookblock broken off from another work, no covers; 21 cm Euro 95

[213] ORR, Robert T. & Dorothy B. ORR

Mushrooms of western North America. Berkeley, Los Angeles, London: University of California Press 1979

p (i-iv), v-vi, 1-293: 24 col. lates, figs

Good copy in original pictorial hardcover; 21 cm Euro 10

[214] ORTON, P. D.

The Genus Cortinarius. II: Inoloma and Dermocybe. Reprinted from The Naturalist, Leeds 1958. p 81-149

Volbracht 1514. - Original paper-cover; 21,5 cm.

Euro 16

[215] OTTAVIANI, Vincenzo

Andar per funghi. Da aquarelli di Vincenzo Ottaviani (1790-1853). Bologna: Zincotechnica ≈ 1990

p (1-8), (1-6): 64 coloured plates

Lazzari p 236. - Reproduction of the never published plates by this famous doctor and professor from Urbino. The originals are in the University of Bologna. Paperback; 21 cm Euro 20

[216] OTTO, Johann Gottfried
 Versuch einer auf Ordnung und Stand der Lamellen
 gegründeten Anordnung und Beschreibung der
 Agaricorum. Leipzig: bey Gerh. Fleischer dem
 Jüngeren 1816
 p (i-iii), iv-xvi, (1)-106, (1-6, ind., err.)
 Volbracht 1519; Stafleu 7134; Kelly p 164; Pfister p 96. -
 Very rare pre-Friesian work. With Ottos first description of
 Agaricus (Lactarius) violascens. Nice copy in old hardcover
 with label on spine. Binding rubbed. 22 cm Euro 280

[217] OVERHOLTS, Lee Oras
 The Polyporaceae of the United States, Alaska
 and Canada. Prepared for publication by Josiah L.
 Lowe. Ann Arbor: University of Michigan Press,
 London: Geoffrey Cumberlege, Oxford: University
 Press 1953. p (i-iv), v-xiv, (1)-466, (467, publ.
 advert.): portrait, 132 plates
 (University of Michigan Studies, Sc. Ser. 19)
 Volbracht 1525; Stafleu vol 3, 866; Uellner 1304. - Very
 good copy of the original printing in full cloth; 23 cm
 Euro 40

[218] PACIONI, Giovanni
 Das neue BLV-Pilzbuch. 420 Pilzarten farbig
 abgebildet. Übersetzung: Till Reinhard Lohmeyer
 und Traude Schmidt. Deutsche Bearbeitung: Till.
 Reinhar Lohmeyer. München, Wien, Zürich: BLV
 1982
 p (1-9), 10-512: 420 col. figs
 Original hardcover. Dust-wrapper cut and pasted in; 19 cm
 Euro 12

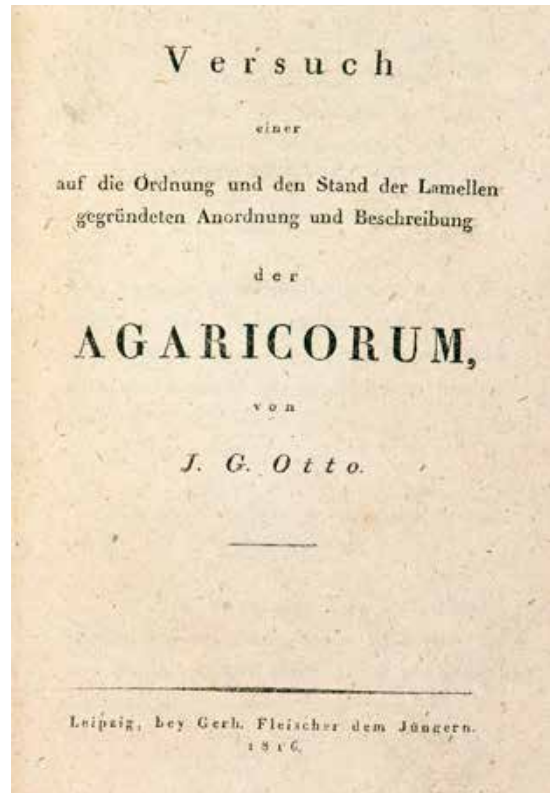
[219] PANTIDOU, M.E.
 Fungus-host index for Greece. Athens: Kiphissia
 1973. (Benaki Phytopathological Institute)
 (1-7), 8-382,
 Good copy (a corner of front cover creased, back slightly
 worn). Paperback, 24,3 cm Euro 75

[220] PECK, Charles Horton
 Report of the State Botanist 1906. Albany: New
 York State Museum Bulletin 116, 1907.
 p 5-117: 6 chromolith. plates (104-109).
 Volbracht 1567; Stafleu 7595. - Rare part of Pecks work with
 the coloured plates depicting interesting species like Boletus
 frostii or Russula pectinatoides. Bound in original covers; 23
 cm Euro 65

[221] PEGLER, D. N. & P. J. ROBERTS,
 B. M. SPOONER
 British chanterelles and tooth fungi. Kew: Royal
 botanic gardens 1997
 (i-iv), 1-114: col. photos and linedrawings
 New copy in original flexible boards; 20 cm Euro 25

[222] PEGLER, David Norman
 A preliminary agaric flora of East Africa. London:
 Her Majesty's Stationary Office 1977
 p (i-iii), 1-615: 131 figs
 (Kew Bulletin addit. ser. 6)
 Rare. A good copy. Halfleather; 24,5 cm Euro 160

[223] PERSOON, Christiaan Hendrik
 Traité sur les champignons comestibles, contenant
 l'indication des espèces nuisibles; précédé d'une
 introduction à l'histoire des champignons. Avec
 quatre planches coloriées. Paris: chez Belin-
 Leprieur 1818
 p (1-5), 6-276, (277-278, err.): 4 hand-coloured
 plates
 Volbracht 1587; Stafleu 7734; Junk, Rara p 171; Uellner
 1334 (2nd printing 1819; Pfister p 102. - Very rare first
 edition. The only work by Persoon on edible fungi, later
 translated in German. Persoon presents his work as the first
 french mycological book with concise information about
 edible fungi and dangerous species. He even adds many
 recipes for cooking various species. Nice copy. Old half-leather
 with gilt title on spine; 21,5 cm Euro 950



[224] PERSOON, Christiaan Hendrik
 Abhandlung über die eßbaren Schwämme.
 Mit Angabe der schädlichen Arten und einer
 Einleitung in die Geschichte der Schwämme. Aus
 dem Französischen übersetzt und mit einigen
 Anmerkungen begleitet von J. H. Dierbach. Mit
 vier Kupfertafeln. Heidelberg: Neue Akademische
 Buchhandlung von Karl Groos 1822
 (i-iii), iv-xii, (1)-180: 4 folded plates.
 Volbracht 1587 a; Uellner 1329; Krieger; Pfister p 102. Very
 rare German edition of Persoon's Traité sur les champignons
 comestibles (1818), annotated by Dierbach, a Professor of
 Botany in Heidelberg. A doublet from a library in Switzerland
 with deaccession-stamp on title. Descreet old owner-stamp
 on fly-leaf. Nice and clean, bound in contemporary hardcover
 with gilt label on spine. 18,8 cm
 Reserved until January 24th for the visitors of the antiquaria-
 book-fair in Ludwigsburg (<https://www.antiquaria-ludwigsburg.de/index.html>) Euro 1600



[225] PETER, Julius

Das grosse Pilzbuch. Eine Pilzkunde Mitteleuropas. Mit 376 Farbbildern, 240 Zeichnungen des Habitus und 8 Tafeln mit zahlreichen Abbildungen über Eigenarten der Pilze. [Verbesserte und überarbeitete Auflage. 45. Tausend]. Berlin: Safari-Verlag 1977. p (1-8), 9-465, (466): 44 (36 col.) plates

Nice copy, with an old owner-stamp on title: 22 cm Euro 12

[226] PETTERSSON, Ingmar

Svamp-Karta. 72 svampar i färg med plockkråd konservering och svampprädder. Stockholm ICA förlaget 1964 (1-14): col figs

Leporello with col. figs by Pettersson; 14.5 x 11 cm. Leporello 11 x 76 cm

Euro 8

[227] PHILLIPS, Roger

Das Kosmosbuch der Pilze. Über 900 einheimische Pilzarten in Farbe. Ein großer Kosmos-Naturführer. Unter Mitarbeit von Lindsay Shearer, Derek Reid und Ronald Rayner. Stuttgart: Kosmos Franck'sche Verlagshandlung 1988. 4o p (1-4), 5-288: 932 col. figs

Stamp on flyleaf. Nice copy in original clot ; 29 x 21 cm

Euro 18

[228] PHILLIPS, Roger

Les champignons. Solar 1981 (1-5), 6-288: 932 col. photos

The French edition of Phillips fine atlas of fungi in folio. Very good condition in original pictorial hardcover; 29,5 cm

Euro 40

[229] PHILLIPS, Roger

Mushrooms and other fungi of Great Britain & Europe. Editors Derek Reid and Ronald Rayner. Pan Books 1981 (1-5), 6-288: 932 col. photos

The original edition of Phillips atlas of fungi in folio, presented on cover as „the most comprehensively illustrated book on the subject this century“. Very good condition in original pictorial hardcover; 29,5 cm

Euro 20

[230] PHILLIPS, William

On a new species of *Helvella*
Journal of the Linnean society. Second series. Botany. Vol I 1879

423: 1 lithographed plate

Lindau & Sydow 20.651 - On *Helvella californica*. Old wrappers, worn, margins of text page browned. 4o (28,2 x 21,8 cm)

Euro 55

[231] PILAT, Albert

Monographie des espèces européennes du genre *Lentinus* Fr. Praha: Chez les éditeurs 1946

p. (1)-44: 31 plates.

(Atlas des champignons de l'Europe 5)

Volbracht 1613; Uellner 1362. - Important monograph.

Original cover; 24 cm

Euro 28

[232] PILAT, Albert & Otto USAK

Kapesni atlas hub. Praha: Statni pedagogicke nakladatelstvi 1956.

p (1-4), 86: 94 plates with text

The pocket-edition of Pilat and Usaks work. Original cloth with worn dust-wrapper; 16 cm

Euro 18

[233] PILZKUNDLICHE

ARBEITSGEMEINSCHAFT

WEIDHAUSEN B. COBURG (Ed.)

Die Pilzflora Westoberfrankens, insbesondere der Landkreise Coburg, Kronach und Lichtenfels sowie Teilgebiete der Landkreise Bamberg, Kulmbach und Haßberge (Unterfranken). 1.-13. Jahrgang. Weidhausen: Heinz Engel 1977-1989 4o 9 volumes, numerous col. plates and figures

Now rather scarce series. Later, part 14-17 were published.

Original wrappers, spines slightly worn; 30 x 21 cm

Euro 90

[234] POLESE, Jean-Marie

The pocket-guide to mushrooms. Cologne: Könemann 2000

(1-9), 10-381 (382): col. photos

More than 400 species from Europe and America described.

Translated from the French edition. Original pictorial paperback; 18 cm

Euro 12

[235] PORTEVIN, Gaston

Ce qu'il faut savoir sur les champignons bons et mauvais. 3ième édition (nouveau tirage). Paris: Paul Lechevalier 1957

p (1-3), 4-115, (1-4, publ. advert.): 20 col. plates (Savoir en histoire naturelle 1)

Volbracht 1663; Uellner 1388. - Paper-bound (19 cm)

Euro 10

[236] **PORTISCH, Traudi & Hugo**
Pilzesuchen ein Vergnügen. Die besten Speisepilze und ihre Doppelgänger. Illustrationen von Alfonso B. Madden. Wissenschaftliche Betreuung Uwe Passauer. Wien: Orac Pietsch 1982
 p (1-6), 7-198, (199): partly col. ill
 Very good illustrations. Original hardcover, dust-wrapper cut and pasted in; 23 cm Euro 10

[237] **POULAIN, Michael et al.**
Les Myxomycetes. Tome 1-2. Sevrier: Fed. myc. et bot. Dauphiné-Savoie 2011
 p 1-568; (i-iv): 544 plates with col. photos, drawings and descriptions
 Scarce. In French and English language. Inscribed by the co-authors Jean Bozonnet and Marianne Meyer. Original pictorial paperback; 24 cm Euro 160

[238] **PRASHER, I. B.**
Fungi of Chandigarh. Dehra India 1998
 (I-vi), 1-92: 37 plates
 On Myxomycetes from the region of Chandigarh in Northern India. Original cloth (loosened); 26 cm Euro 45

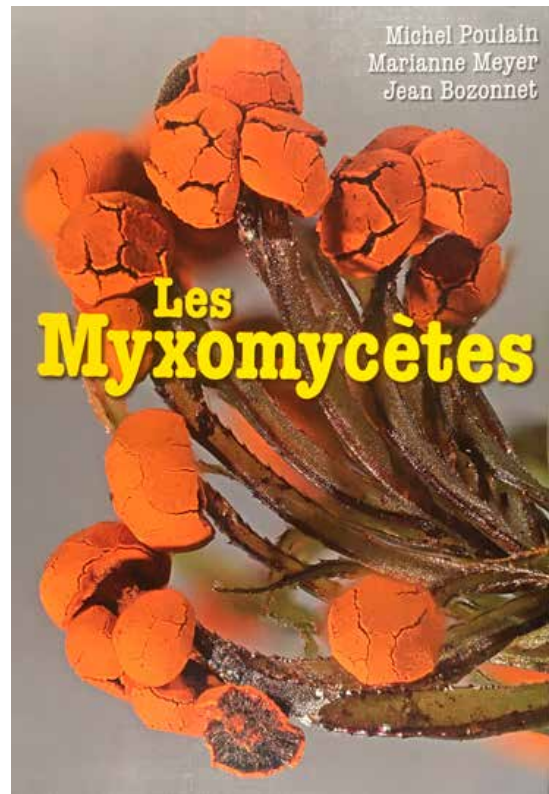
[239] **PURSEY, H. L.**
The wonderful world of mushrooms and other fungi. London, New York, Sydney, Toronto: Hamlyn 1977.
 p (1-5), 6-96: col. photos; 40
 Original hardcover with dustwrapper. Folio. 32 x 22,7 cm Euro 8

[240] **RAPTUNOWITSCH, E. S.**
Iskusstwennoje wyraschtschiwanije svedobnykh gribow. Minsk: Wyshejschaja schkkola 1994
 (1-2), 3-208: figs, 8 plates
 Belorussian book on mushroom-culture. Original paperback; 21 cm Euro 11

[241] **RAUPP-SCHLIEMANN, Eva**
Le stagione dei funghi. Milano: Emme 1982
 p 1-37: col. figs
 Italian edition of this childrens book, figures drawn by the wife of J. Schliemann, the German collector of mushroom-books; 24,8 cm Euro 10

[242] **RAYNER, M. Chevelet**
Trees and toadstools. London: Faber and Faber 1945
 p (1-4), 5-71: 18 plates.
 Vollbracht 1725. - Very good copy; 19 cm Euro 20

[243] **RAYNER, M. Chevelet**
Trees and toadstools. Emmaus: Rodale Press: 1947
 p (i-iv), v-x, 1-91, (93, advert.): 18 plates.
 Vollbracht 1725. - Third printing 1951. Good copy, slightly soiled end-papers; Hardcover with dust-wrappers 19 cm Euro 12



[244] **RAYNER, R. W.**
Keys to the British species of Russula. Second edition. Kew: British mycological society 1968-1970
 (1)-103: figs
 Original wrappers; 20 cm Euro 20

[245] **REID, Derek A.**
Pilze. Illustrationen Bernard Robinson. Deutscher Text Maria Häusler. München & Zürich: Delphin Verlag 1982. p (1-7), 8-125: col. figs (Erkennen und bestimmen)
 Good copy, original pictorial hardcover; 20 cm Euro 5

[246] **REITSMA, Jacob**
Studien über Armillaria mellea. Proefschrift ... Rijks-Universiteit Utrecht. Dessau: Anhaltinische Buchdruckerei Gutenberg Gustav Zichäus 1932
 p (i-viii), (461)-522: figs
 Vollbracht 1742. - Scarce dissertation. The pagination is from the Journal-issue: Phytopath. Zeitschrift 4 (5). Paper-cover; 24,5 cm Euro 25

[247] **REITZ, Rosetta**
Mushroom cookery. New York: Walker and Company 1965
 p (1-14), 15-206: ill. by Roberta Kimmel (A William Cole book)
 Recipes for cultivated mushrooms, with a chapter on wild species. Original cloth; 21 cm Euro 31

[248] REUMAUX, Patrick

Russules rares ou méconnues. Collaboration scientifique: André Bidaud. Iconographie: Pierre Moëgne-Loccoz. Frangy: Éditions Fédération mycologique Dauphiné-Savoie 1996 (1-7), 8-296 (296, imprint): 127 (61 coloured plates)

A beautiful book, 800 copies printed. 61 coloured plates with the excellent drawings by Pierre Moëgne-Loccoz, 66 plain plates with microscopical details. More than 260 species and varieties or formes are described, 26 of them new. Original artleather. Folio, 30 x 21 cm Euro 120

[249] REUMAUX, Patrick & al.

Atlas des cortinaires. Pars I-XVI Ancey: Éditions Fédération mycologique Dauphiné-Savoie 1990-2006.

16 vols. p (1-26), 27-1122: 631 coloured plates, figs., more than 800 „fiches“ (leaves with descriptions) AND:

Les cortinaires hinnuloides. Hors-serie No 1.

(1-4), 5-155 (1): 34 coloured plates, figs

Clé generale des sous-genres, sections, sous-sections et series. p (i), 1-102.


The first 16 parts of this nice and important publication, including the hors-serie-part 1. Very good condition. Original decorated folders; 24,8 x 23,5 cm Euro 800

[250] RICHON, Charles

Catalogue raisonné des champignons qui croissent dans le département de la Marne, établi d'après les classifications des auteurs modernes, Fries, Quélet, Boudier, Saccardo. Orné de dessins faits d'après nature, lithographiés, représentant les types de principales familles, et de deux tableaux de E. Roze sur les Agaricinées, avec 4 planches à l'appui de sa classification; suivi d'une table alphabétique d'environ 700 genres accompagnés chacun de la figure et de la dimension des spores qui les caractérisent, et d'une exposition méthodique des champignons vénéneux et comestibles, cités dans l'ouvrage. Vitry-le-François: Typographie Vve Tavernier et fils 1889

p (i-v), (i)-xiv, (1)-586, (587, err.): 10 plates, 2 col. charts, figs

Volbracht 1754; Stafleu 9177; Uellner 1448. - Very rare, the first time we can offer a copy of this very elaborated work on fungi by Richon, a leading French mycologist of the 19th century. 2181 species from the Marne-department in the Champagne-region in north-eastern France are described. 10 plates depict the different types of fungi-families, two charts by Richon's colleague Ernest Roze show different colours of spores of agarics. On pages 501-538, there is a listing of about 700 genera cited in the work, with the finely drawn spores of a type-species of each genus. Darker spores are hand-coloured in grey. Richon presents the book as the result of 30 years of mycological studies. He compiled the listing during a long illness. Inscribed by the author to Dr. Jolicour, with whom Richon worked in a „Comité antphyloxérique“, charged to fight the Phylloxera epidemic of wine grapes and other wine pests in France. Added is a handwritten letter of two pages by Richon to Jolicour. Nice copy in contemporary half-leather, slightly rubbed, gilt title on spine; 22,5 cm Euro 480



[251] RICHTER, Joachim

Mosaik-Pilzführer. Sicher bestimmen, gefahrlos genießen. München: Mosaik-Verlag 1980. p (1-5), 6-256: col. ill.

Good copy. Original hardcover; dust-wrapper cut and pasted in; 1 cm Euro 14

[252] RICK, Johannes

Basidiomycetes Eubasidii in Rio Gande do Sul. - Brasilia. 4. Meruliaceae, Polyporaceae, Boletaceae. Iheringia Botanica No 7. Porto Alegre 1960 (i), 193-293

Paperback; 24 cm

Euro 50

[253] RINALDI, Augusto & Vassili TYNDALO

PilzAtlas. Bonn-Röttgen: Hörnemann 1974. Folio p (5-16), 17-331, (333, Inh.): col. figs

Uellner 1478, 1477 (ital. ed. 1973). - Very good copy of this nicely designed book. Original cloth with dust-wrapper; 29 cm Euro 41

[254] RIOUSSET, L. & E. COULON

Champignons de Provence. Dessins de P. Pile. Avignon: Jean Aubanel 1972

p (1-136): figs

Uellner 1459. - Scarce, with good drawings. Original paperback; 19 cm Euro 30



[255] ROLLAND, Léon

Atlas des champignons de France, Suisse et Belgique. 120 planches coloriées, représentant 283 espèces comestibles, vénéneuses ou remarquables par leur abondance ou leur forme, avec leur description et l'indication de leurs propriétés alimentaires. Aquarelles d'A. Bessin. Paris: Librairie des sciences naturelles Paul Klincksieck & Société mycologique de France 1906-1910. 4o

(1-5), 6-126, (127, table): 120 col. plates

Volbracht 1783; Stafleu 9479; Uellner 1468; Nissen 1670. - A very fine copy. Text and plates bound in half-leather, with gilt title on spine. 23 cm Euro 280

[256] ROSTAFINSKY, Jozef Thomasz

Sluzowce (Mycetozoa) monografia. In: Pamietnik towarzystwa nauk scislych w Paryzu Tome V, VI, VIII

Paryz: Nakladem biblioteki Kórnickiej 1874-1876 (1)-215; plates I-IV; (217)-432, plates V-XIII; (1)-42 (43): 1 plate

Volbracht 1797 a; Stafleu 9595. - Of utmost rarity, the first comprehensive monograph on Myxomycetes. Jozef Thomasz Rostafinsky (1850-1928) was born in Warsaw and studied in Jena and Halle. In Strasbourg, he became assistant of the great mycologist Heinrich Anton de Bary. This copy is from the original journal-edition, with the supplement from Vol. VIII which was not included in the also extremely rare book-edition published in 1875, The work later was adapted by M. C. Cooke to a short version in English. With extensive description of more than 150 species in Polish language and 14 very fine plates. Bound in modern hardcover with title on spine. 34 cm Euro 1100



[256] ROSTAFINSKY

[257] ROTH L. & al.

Giftpilze Pilzgifte. Schimmelpilze. Mykotoxine. Vorkommen. Inhaltsstoffe. Pilzallergien. Nahrungsmittelvergiftungen. Landsberg am Lech: ecomed 1990

p (1-3), 4-328, (329-331, publ. ad.): col. figs

Very good work on mushroom-poisoning. Original decorated cloth; 23 cm Euro 25

[258] ROTHMAYR, Julius

Einführung in die volkstümliche Pilzkunde. Die besten Speisepilze und ihre giftigen Doppelgänger. Vorwort von Bernhard Hörmann. München: G. Franz'sche Buchdruckerei G. Emil Mayer ≈ 1940 p (1-4), 5-176: 48 phot. plates.

(Heil- und Nährkräfte aus Wald und Flur 5)

Volbracht 1806. -The author was the son of the Swiss mycologist Julius Rothmayer. With recipes. Original cover; 14,8 cm Euro 10

[259] ROUSSEL, Ernest

Des champignons comestibles et vénéneux qui croissent dans les environs de Paris. Travail présenté comme sujet de thèse, devant l'École de médecine et de pharmacie de Rouen. Paris: Victor Masson 1860

p (1-3), 4-68.

Volbracht 1819; Stafleu 9692; Uellner 1506. - Rare. Cloth-bound; 22 cm Euro 70

[260] RUBEL, Franz

Dissertatio inauguralis botanico-medica de Agarico officinali. Vindobonæ: apud Josephum Gerold 1778

p (1-9), 10-42, (1-4, theses): 1 folded hand-coloured plate.

Volbracht 1824; Stafleu 9743; Pfister p 115. - First edition of this scarce work on *Phellinus laricinus* and its medical use with a beautiful folded and handcoloured plate. The issue in Jacquin, *Miscellanea austriaca* (1788), mentioned by Stafleu and Pfister p 115, is in fact the second, enlarged edition („emendata et aucta“). - Nice copy, in full leather with golden decoration, upper and lower spines worn. 22 x 11,8 cm Euro 480

[261] RUMACK, Barry H. & Emanuel SALZMAN (Eds)

Mushroom poisoning: diagnosis and treatment. West Palm Beach: CRC Press 1978

p (i-ix), (1-2), 3-263, (264-265, publ. advert.): partly coloured figs

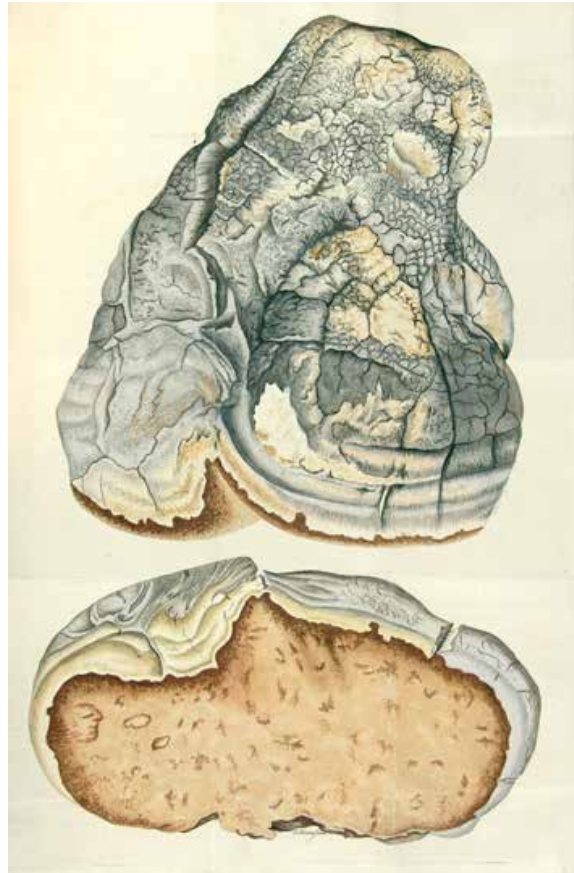
American standard-work. Name of W. R. Burk on flyleaf. Good copy in original hardcover-binding. 25,5 x 17,5 cm Euro 70

[262] RYVARDEN, Leif

The Polyporaceae of North Europe. Volume 1 [2]. Oslo: Universitetsforlaget trykningscentral 1976-1978

p (1-6), 7-214; (215-218), 219-507: 195 figs (Fungiflora)

Two volumes. Signature on flyleaf. Bound in original paperback; 21,5 x 15 cm Euro 90




[260] RUBEL

[263] SALAGEANU, G. & A.
Determinator, pentru, recunoasterea, ciupercilor, comestibile, necomestibile, si otravitoare din Romania. Bucharest: Editura Ceres, 1985
 (1-4), 5-329 (330): 28 coloured plates, 145 figures
 Scarce book from Romania with coloured plates (drawn figures and photos). Original hardcover with dust-wrappers (slightly worn); 25 cm Euro 70

[264] SANDU-VILLE, C.
Ciuperci Pyrenomycetes - Sphaeriales din Romania. Bucuresti: Editura academei rtep. Soc. Romania 1971
 (1-5), 6-409: 75 figs
 Good copy of this work on Pyrenomycetes and Sphaeriales in Romania. Oeriginal cloth with dust-wrappers; 24 cm Euro 70

[265] SAUNDERS, William Wilson & Worthington G. SMITH
Mycological illustrations, being figures and descriptions of new and rare hymenomycetous fungi. Edited by W. William Saunders and Worthington G. Smith, assisted by A. W. Bennett. London: John van Voorst 1871 [-1872]
Covers with title, prospectus and index: 48 hand-coloured lithographed plates with descriptive text.
 Volbracht 1869; Stafleu 10.350; Krieger p 206; Nissen 1731. - All published and very rare, with illustrations of high quality. W. W. Saunders was a secretary of the Royal horticultural society. W. G. Smith worked as a book-illustrator and „developed a deep and life-long interest in fungi - an interest stimulated by initially poisoning himself and his family with *Entoloma lividum*“ (Ainsworth: Biographies 1996). The work depicts fungi of 25 different genera. Five plates on Cortinarius. Fine bright colouring. Title repaired in margins and mounted. Contemporary half leather with gilt title, binding rubbed and slightly worn; 23 cm Euro 1800



[265] SAUNDERS

[266] SAVONIUS, Moira
All color book of mushrooms and fungi. London: Octopus books 1974
 (1-72): col. phot.
 Original paperback; 28 cm Euro 5

[267] SAVONIUS, Moira

Les champignons. Paris: Robert Laffont 1975. 40 p (1-72): col. photos
Nice pictures. Original paper-cover in colors; 28,5 cm Euro 8

[268] SCHAEDE, Reinhold

Die Pflanzlichen Symbiosen. Zweite, neubearbeitete Auflage. Jena: Gustav Fischer 1948. (i-vii), viii, (1)-187: 157 figs
With chapters on Actinomyceten-Symbiosen, Flechten und Mykorrhizen (p. 106-187) and Pilzsymbiose der Lolium-Arten. Original wrappers, worn; 26 cm Euro 15

[269] SCHAEFFER, Jacob Christian

Vorläufige Beobachtungen der Schwämme um Regensburg, angestellt und mit vier Kupfertafeln ausgemahlter Abbildungen erläutert. Regensburg: gedruckt mit Weißischen Schriften und in der Montagischen Buchhandlung in Commission zu haben 1759. 4o
p (i-vii), (1)-59: 4 folded hand-coloured plates by Susanna Sophia Betzin

And:

Der Gichtschwamm mit grünschleimigem Hute, beschrieben und mit fünf Kupfertafeln ausgemahlter Abbildungen erläutert. Regensburg: Verlegt Johann Leopold Montag 1760 4o
p (i-xii), (1)-36: 5 folded hand-coloured plates.

And:

Abbildung und Beschreibung einiger sonderbaren und merkwürdigen Schwämme, womit zugleich von der nunmehrigen Ausgabe der natürlich ausgemahlten Abbildungen Bayerischer Schwämme Nachricht ertheilet wird. Unter Aufsicht und auf Kosten der Churfürstl. Bayerischen Academie der Wissenschaften zu München. Regensburg: gedruckt mit Weißischen Schriften 1761. 4o
p (1)-16: 1 folded hand-coloured plate with explanation

Volbracht 1873, 1874, 1875; Stafleu 10471, 10473; Uellner 1544, 1547; Pfister p 116-117; Nissen 1743 n, 1745. - The three first book-publications on fungi in German language - as well the first three exclusively mycological works with coloured plates. The beautiful illustrations of the Vorläufige Beobachtungen depict Macrolepiota procera. Schaeffers „Gichtschwamm“ is Phallus impudicus, the Abbildungen deal with Boletus edulis. The Gichtschwamm has a most charming title-vignette with angels and fungi. A good copy, very few browning, bound in old quarter calf (rubbed, corners slightly worn). A very small old stamp on title. 22,5 cm

Euro 2500

[270] SCHINZ, Heinz

Myxogasteres (Myxomycetes, Mycetozoa) mit 182 in den Text gedruckten Abbildungen. Leipzig: Akademische Verlagsgesellschaft 1920
p (iii-v), vi-xi, (1)-472, (473-474): 182 figs
(Die Pilze Deutschlands, Oesterreichs u. d. Schweiz mit Berücksichtigung der übrigen Länder Europas. X. Abteilung/ Rabenhorst's Kryptogamen-Flora von Deutschland, Oesterreich und der Schweiz. Zweite Auflage vollständig neu bearbeitet. Erster Band: Die Pilze)

Volbracht 1695. - Bound in later full cloth; 23,2 cm Euro 95



[271] (SCHLIEMANN) - UELLNER, W.

Fungorum libri bibliotheca Joachim Schliemann. Books and prints of four centuries. Bücher und Schriften aus vier Jahrhunderten. 3., wesentlich erweiterte und verbesserte Auflage. Hildesheim: Olms 1976

p (1)-287: 34 plates

1.995 books and prints are described; the first extensive mycological bibliography since Krieger/Kelly (1924). Original decorated cloth; 23 cm Euro 30

[272] SCHMID-HECKEL, Helmuth

Zur Kenntnis der Pilze in den nördlichen Kalkalpen. Mykologische Untersuchungen im Nationalpark Berchtesgaden. Berchtesgaden: 1985. p (1-2), 3-201: 104 figs, 8 col. plates (Nationalpark Berchtesgaden, Forschungsbericht 8)

Rare. Good copy in original paperback; 29,5 cm Euro 40

[273] SCHMIDT, Johann Carl

Versuch einer Eintheilung der Kugelpilze (Sphaeriae Pers.) gegründet auf die fortschreitende Entwicklung ihres Bodens. Hierzu Taf. I.

Aus: Kunze, Gustav und Johann Carl Schmidt: Mykologische Hefte, nebst einem allgemein-botanischen Anzeiger. Zweites Heft. Leipzig: L. Voss 1823

(1-3), 4-30: 1 engraved plate

Volbracht 1105 b. - Very rare. From the libraries of Thore M. Fries and Nils Fries, with their stamp and exlibris. Private wrappers with gilt title; 22 cm Euro 200

[274] SCHMIERER A. & J. KAMMERER

Unsere wichtigsten eßbaren Pilze nebst einer Abbildung des giftigen Fliegenschwammes, für Schule und Haus. Stuttgart: C. Hoffmann'sche Verlagsbuchhandlung 1889

p (1-10): 8 chromolithographed plates; oblong folio

Volbracht 1913; Uellner 1575; Weiss 3445. - A very rare large format book with a nice cover depicting nains, dancing after their mushroom-hunt in a forest. Weiss (Gastronomia) praises the book as the „probably nicest ever published mushroom-book“, - the decorative plates with their unusual black background are indeed charming and well-painted. The text is printed in three columns. Title-pages darkened, with two tiny repaired cracks and an old owner's blind-stamp. Plate 76 with a small restoration. Bound in original old boards, lower margin of cover repaired. Oblong Folio 35 x 52 cm

Reserved until January 24th for the visitors of the antiquaria-book-fair in Ludwigsburg (<https://www.antiquaria-ludwigsburg.de/index.html>) Euro 850

[275] SCHWEIZERISCHE VEREINE FÜR PILZKUNDE

Frustra mycologia illustrata 1. Ausgewählte Publikationen mit Farbtafeln aus der Schweizerischen Zeitschrift für Pilzkunde der Jahrgänge 1968-1976. [Bern] 1977

p (i), (1-94): 11 col. plates, figs

Including studies with coloured plates by Moser on Cortinarius zinziberatus, C. impenni, C. umidicola, the Genus Dermocybe and papers by Poluzzi & Steffen (Phallogaster saccatus), Lamoure (Cort. subtorvus), Furrer-Ziogas (Limacella vinoso-rubescens), Ricek (Cantharellus spp.) and Horak (Hydroc. turibulosa, Rhodoph. platyphylloides). Old stamp on title. Original paper-cover, 23,5 cm Euro 15





[276] **SCOPOLI, Joannes Antonius**
Flora Carniolica exhibens plantas Carniolae indigenas et distributas in classes naturales cum differentiis specificis, synonymis recentiorum, locis natalibus, nominibus incolarum, observationibus selectis, viribus medicis. Vienna: sumptibus Joannis Thomae Trattner 1760
 p (i-xxii), (1), 2-607

Volbracht 1951; Stafleu 11.546; Pfister p 123. - First edition of a great classic in fungal taxonomy. Scopoli used the Linnean fungal genera with phrase names, and he adopted binomials in the second edition of 1772 (cf Ainsworth, Dörfelt & Heklau). Internally a good copy with two old exlibris on inner frontcover. Old owner blind-stamp on fly-leaf. Nicely rebounded half leather with label on spine; 21 cm
 Euro 1100

[277] **SCOPOLI, Joannes Antonius**
Flora Carniolica exhibens plantas Carnioliae indigenas et distributas in classes, genera, species, varietates, ordine Linnaeano. Tom.I (- II). Editio secunda aucta et reformata. Vindobonae: Impensis Ioannis Pauli Krauss 1772. 2 vols
 p (i-lxxii), (1-3), 4-448; (i), (1-3), 4-496, (1-8, ind., err.): 66 plates (1-65 and 22*)

Volbracht 1951; Stafleu 11.546; Krieger p 210; Nissen 1824, Pfister p 123; Hunt 628 (incompl.). - The important second edition of this work, using for the first time binomials. The Tirol-born Joannes Antonius Scopoli (1723-1788) was an Austrian-Italian physician, chemist and botanist with a wide range of activities from mineralogy and metallurgy to botany. The first edition came out in 1760, with validly published genera, but no binary names for species. They were introduced in this enlarged edition. Old owner blind-stamp on fly-leaf. Nice copy in old pig-skin with gilt label on spine. 21 cm
 Euro 2200

[278] **SECRETAN, Louis**
Mycographie suisse, ou description des champignons qui croissent en Suisse, particulièrement dans le canton de Vaud, aux environs de Lausanne. Tome premier [-troisième]. Genève: Imprimerie de P. A. Bonnant 1833. 3 vols
 p (i-v), vi-lv, (1)-522; (i, iii), (1)-576; (i-v), vi-viii, (1)-95 (table), (1)-759, (760, err.).

Volbracht 1959; Stafleu 11.595; Uellner 1606; Krieger p 211. - Rare and important as an early regional mycological flora and now again as a taxonomical reference (cf Dörfelt & Heklau, p 168 f). Louis Gabriel Abraham Samuel Jean Secretan (1758-1839) was a Swiss politician, lawyer and mycologist. Most of his fungus-names were rejected by the International code of taxonomical literature, because he used trinomials and not binomials as introduced by Linnaeus. A fine copy from the collection of the Italian mycologists C. L. Alessio. Margins uncut, nice later half-pigskin with printed titles on spine. 22 cm
 Euro 800

[279] **SEYNES, Jules de**
De la germination. These. Faculté de médecine de Paris, concours pour l'aggregation. Paris: imprimerie de E. Martinet 1863. 4o
 p (1-5), 6-74: 1 plate

Volbracht 1968; Stafleu 11.849; Krieger p 212. - Scarce. Good copy with very slight spotting. Modern boards with gilt leather-label on spine. 40 (26,2 cm)
 Euro 140

[280] **SEYNES, Jules de**
Recherches pour servir à l'histoire naturelle des végétaux inférieurs. I [- II]. Paris: F. Savy & G. Masson 1874-1888. Folio
 1 (Des Fistulines) p (i-iii), (i)-v, (vi), (7)-71, (72, err.): 7 chromolith. plates with text;
 2 (Polypores) p (i-iii), (i)-iv, (5)-66: 6 (3 chromolith.) plates with text

Volbracht 1969; Stafleu 11.843; Krieger p 212. - Scarce. A third part on Acrospores and Pezizées was published in 1886. With the Exlibris of Richard Falck. spotted and browned. Nice old half-cloth; 30 cm
 Euro 110

[281] **SINGER, Rolf**
The Boletineae of Florida with notes on extralimital species. Reprinted from Farlowia 1945-1946 and the American Midlands Naturalist 1947, complete set i-iv. 1945-1947. Cramer 1977
 p (i), 97-141: 1 plate; 223-303: 1 plate; 1-125: 1 plate; 527-567: 1 plate, 128-135 (ind.)
 Volbracht 1988. - Nice copy. Clothbound; 22,4 x 15 cm
 Euro 75

[282] **SINGER, Rolf**
Boletes and related groups in South America. Sonderabdruck aus Nova Hedwigia Band VII. Weinheim: Verlag von J. Cramer 1964
 p (93)-132: 4 (2 coloured) plates
 Stamp on first page. Original wrappers; 24 cm
 Euro 22

- [283] SMITH, Alexander H. & L R. HESLER
Additional North American Hygrophori
Separat-Abdruck aus Sydowia, Annales mycologici,
Ser. II. Vol. VIII. Heft 1-6, 1. September 1954
(303)-333
Original wrappers; 8vo. 24,1 x 17 cm Euro 18
- [284] SMITH, Alexander H. & al.
The veiled species of Hebeloma in the Western
United States. Ann Arbor: The University of
Michigan Press 1983
p (i-vii), (1)-219: 14 plates, 54 textfigs.
Very good copy in cloth; 22 cm Euro 40
- [285] SMOTLACHA VEJRYCH
Padesát druhů hub které doporučujeme sbírat.
Druhé vydání.
Praha: Unie 1944
(1-4), 5-141: 61 coloured plates, some folded
Volbracht 2017. - On fifty species of fungi recommended for
the mushroom-picker. First edition. Good condition, fold of
last plate broken Bound in full cloth. 18,5 x 13,7 cm Euro 30
- [286] SOBCZINSKY, Heinz
Pilzfibel. Balve/Westf. Engelbert-Verlag 1969
p (1-7), 8-47 (48): 39 col. figs
Scarce. Short poems accompany each description of a fungus.
Original pictorial cloth; 22 cm Euro 16
- [287] SOCIETAT CATALANA DE
MICOLOGIA
Bolets de Catalunya. Volumes 1-23. Col. lecció.
Barcelona: Societat catalana de micologia 1982 -
2004
A long set of this series with excellent photos in original
folders. 8vo. 22 x 17 cm Euro 230
- [288] SOLOUKHIN, Wladimir & Alexandr
STEIZHEV
Po griby. Moscow: Reklama 1974
(1-2), 3-125 (126-128): col. figs
Popular Russian mushroom book. Original pictorial
paperback, slightly worn. 16,3 x 12,8 cm Euro 18
- [289] SOTHEBY'S
Catalogue of mycological books and drawings, the
property of Commander A. Fountaine which will
be sold by auction by Sotheby & Co ... 2nd June,
1971. London: 1971
p (1-5), 6-32
(With price list)
Uellner 1696. - One of the most important collections of
fungi-books, 179 books sold in England in 1971. Wrappers;
22 cm Euro 15
- [290] STANGL, Johan
[Inocybe]. Die eckigsporigen Risspilze 1-3. From.
Zeitschr. f. Pilzkunde 41 (1975) - 43 (1976)
65-80; 15-32; 131-144: 6 col. plates
Wrappers. 24 cm Euro 28
- [291] STANGL, Johan
Pilzflora von Augsburg und Umgebung. Augsburg:
Pilzverein 1985
p (1-7), 8-344: figs
Original paperback; 20,7 x 14,7 cm Euro 25
- [292] STEVENSON, John A.
Fungi of Puerto Rico and the American Virgin
Islands. Baltimore, Maryland 1975
(Contribution to the Reed Herbarium No. XXIII)
(i-ii), iii-iv, (1)-743
Rare. Original paperback; 22,8 cm Euro 48
- [293] STORDAL, Jens
Soppene i farger. Fargeillustrasjoner av E.
Hahnewald. Oslo: H. Aschehoug (W. Nygard)
1957. p (1-8), 9-194: 96 col. plates
Volbracht 2061; Uellner 1741. - Original cloth
with dust-wrapper; 18 cm Euro 12
- [294] STRAUSS, Friedrich von
Verzeichnis (erstes) der in Bayern diesseits des
Rheins gefundenen Pilze. Besondere Beilage zur
Flora 1850. Regensburg 1850
p (1)-114, (115-115, ind.)
Volbracht 2063; Stafleu 13252; Uellner 1747. - Very rare.
Bound with the volume of Flora. Nice half-leather. 22 cm
Euro 200
- [295] STUDER-STEINHÄUSLIN,
Bernhard
Die wichtigsten Speisepilze der Schweiz nach der
Natur gemalt und beschrieben von B. Studer-
Steinhäuslin. Dritte durchgesehene und vermehrte
Auflage. Bern: Verlag von A. Francke, vormals
Schmid & Francke 1906
p (1-3), 4-24: 12 col. plates.
Volbracht 2069; Stafleu 13.302. - Nice, with coloured printed
plates. Old exlibris. Original decorated cover, rubbed; 20,5
cm Euro 55
- [296] STÜMCKE, Martin
Verzeichnis der bis jetzt bei Lüneburg
aufgefundenen und bestimmten Pilze,
einschließlich derjenigen von Harburg (Hamburg)
und Lauenburg. Lüneburg: Jahresh. des
Naturwissenschaftlichen Vereins in Lüneburg 1893
(i-ii), (47)-80: 1 map as frontispiz
Stafleu 13.306 (didn't see a copy); Lindau & Sydow 26.084. -
Scarce. Wrappers; 21,5 cm Euro 45
- [297] STÜSSI, B.
Pilz-Atlas. Band 2. Zeichnungen von M. Seitz.
Herrsching: Manfred Pawlak 1974. p (1-3), 4-25:
11 col. plates; oblong 4o
Volbracht 2071; Uellner 1750. - Vol 2 only, 11 colour plates.
Original decorated hardcover; 20 x 28 cm Euro 15

[298] (STURM) - PREUSS, Gottlieb T.
Die Pilze Deutschlands. Nürnberg: gedruckt auf
 Kosten des Herausgebers 1848-1862
 p (i-iv), 1-144: 72 hand-coloured plates
 (Deutschlands Flora in Abbildungen nach der
 Natur mit Beschreibungen von Jacob Sturm. III.
 Abtheilung, 6. Bändchen (Hefte 25-26, 29-30,
 35-36)

Volbracht 2073. Stafleu 13.335 and 8316; Junk, Rara p 68;
 Uellner 1751; Great Flower Books, p 61; Nissen 1910. -
 Preuss was a mycologist and pharmacist in Hoyersweyda in
 eastern Germany and the last contributor to Sturm's Pilze
 Deutschlands. He published many new species. After Sturm's
 death, this work was completed with three parts in Linnea
 vols 24-26 (1851-1855), without illustrations. According to
 Stafleu, his diagnosis of fungi were „heavily influenced“ by
 Albertini & Schweinitz' „Conspectus fungorum in Lusatia“.
 Original wrappers, covers partly worn and a bit soiled. (13,2 x
 9 cm) Euro 280

[299] SUBER, Nils

I svampskogen. Örebro: Raben & Sjögren 1950
 p (1-8), 9-207, (208): 32 col. plates, figs

Volbracht 2075; Uellner 1753. - Nice copy. Cloth with dust-
 wrapper; 18 cm Euro 15

[300] SVRCEK, Mirko & B. VANCURA

Dausien's großes Pilzbuch. Hanau: Verlag Werner
 Dausien 1983. Folio

p (1-5), 6-313, (315, Inhalt): 256 col. plates with
 letterpress

Good original cloth, with dust-wrappers; 32 cm Euro 15

[301] TEIXERA, Alcides Ribeiro

Generos de Myxomycetes. Sao Paulo 1971
 (i-xi), (1)-150: 42 figs
 (Rickia Supl. 4)

Original wrappers; 23 cm Euro 65

[302] THAMERUS, Gerhard

**Keysers Pilzberater. Systematik, Lebensraum und
 Schönheit der Pilzfrüchte.** München: Keysersche
 Verlagsbuchhandlung 1979.

p (1-7), 8-240: 167, mostly col. photos

Original cloth, dust-wrapper cut and pasted in; 20,4 cm
 Euro 11

[303] THE MYXOMYCETES

Parts 22-23 Tokio 2004, 2005
 pp 122; 130: figs


2 parts of this journal from Japan. Original wrappers; 25,5 cm
 Euro 40

[304] THIJSSSE, Jacobus Pieter

Paddenstoelen. Zaandam: Verkade 1929. 4o

p (1)-81: col. frontispiz, 132 col. illustrations by
 C. Rol, J. Voerman, Jac. J. Koeman. and 7 textill.

Volbracht 2102; Uellner 1771. - Coloured collector's fungi-
 pictures pasted in the text. Latin names of species added by
 an former owner. Very slightly spotted, original boards, with
 an attractive fly-agaric-decoration. 29 x 23,4 cm Euro 45



[298] STURM/PREUSS

[305] THOMAS, William Sturgis

Field book of common gilled mushrooms. With
 a key to their identification and directions for
 cooking those that are edible. With 52 illustrations
 in color and black and white. New York-London:
 G. P. Putnam's sons 1936. p (i-iv), v-xv, 1-332: 17
 col. plates, 35 figs

Volbracht 2104; Stafleu 14.229; Uellner 1767 (3rd ed.
 1948). - The scarce first edition. Decorated cloth; 17 cm
 Euro 22

[306] TOGNI, Nando

I funghi nella pratica ispettiva. Modena: Camera di
 commercio 1984
 (1-7), 8-176: 8 col. plates

Mushrooms in the inspection practice. A guide for sanitary
 and market controls. Original paperback; 21 cm Euro 10

[307] TOSCO, Uberto & A. FANELLI

La cueillette des champignons. Paris: Grange
 Batelière 1968

p (1-5), 6-80: 126 col. figs
 (Documentaires en couleurs 2)

Uellner 1778 (ed. 1972). - Première édition. Pictorial
 hardcover; 30 x 23 cm Euro 20

[308] TOSCO, Uberto & A. FANELLI

Raccogliamo i funghi. Novara: Istituto geografico
 de Agostini 1967. Folio

p (1-5), 6-80: col. ill.
 Original pictorial hard-cover; 31 cm Euro 13

[309] TULASNE, Louis-René & Charles
Fungi hypogaei. Histoire et monographie des
champignons hypogés par Louis-René Tulasne,
en collaboration, pour l'iconographie analytique,
avec Charles Tulasne. (Parisiis: apud Friedrich
Klincksieck 1851). Reprint Vaals: Asher 1970.
Folio

p (i)-xix, (xx), (1)-222: 21 plates

Volbracht 2135; Stafleu 15.304. - The reprint, good copy,
bound in full cloth (upper margin faded); 32 cm Euro 140

[310] ULSAMER, Joh. Alfred

Unsere eßbaren Pilze (Schwämme).
Eine einfache und ganz leicht ver-
ständliche Anleitung, die besten
und häufiger vorkommenden
eßbaren Pilze, sowie deren
Verwertung in überraschend
kurzer Zeit kennen zu lernen.
Nach persönlicher Einsammlung,
Beobachtung und Prüfung,
sowie nach dem Rate erfahrener
Pilzkenner bearbeitet. Mit 5 Tafeln
im Farbenlichtdruck. Kempten:
Verlag der Jos. Kösel'schen
Buchhandlung (1896)

p (1-4), 5-40: 5 col. plates

Volbracht 2148; Weiss 3895. - A very rare
book, with nice plates and a few recipes.
Original printed hardcover; 18 cm

Euro 95

[311] VALENTI-SERINI, F.

Dei funghi sospetti e velenosi del
territorio Senese. Pubblicato sotto
gli auspicii e per cura della Reale
Accademia di Medecina di Torino.

Torino: Litografia Giordana e Salussolia 1868

p (i-ix), x-xx, 1-35: 56 lithographed plates, most of
them hand-coloured

Volbracht 2167; Stafleu 15.822; Uellner 1812. - Very rare
book on the fungi from the region of Siena. Francesco
Valenti-Serini (1795-1872) was an Italian physician and
botanist, practising in Siena. 80 species are described in this
book and beautifully illustrated. Very slightly spotted or a
bit browned, a few plates more affected. Plate 44 with light
brown spot in outer margin. Original printed hardcover-
binding, slightly soiled. 24,5 x 35 cm Euro 2400

[312] VALSECCHI, Franca, B. CORRIAS

Funghi della Sardegna I. - II. Macromicete delle
sugherete. Sassari: Tip. Gallizzi 1966 - 1972
(1-3), 4-23 (24): 18 col. plates; (1[^]-3), 4-18: 9 col.
plates

(Stazione sperimentale del Sughero tempio
pausania. Memoria 16, 34)

Scarce. Added is: CORRIAS: Funghi della Sardegna.
Macromicete di ambiente vari. Estratto Boll. Soc. Sarda Sc.
nat. Vol XII. Sassari: Tip. Gallizzi 1973. (1-3), 4-1: 3 col.
plates
Original wrappers. 24,6 x 17,2 cm Euro 35

[313] VEYRAT, Gilbert

Clé de détermination des principales espèces de
truffes et espèces ressemblantes. [Onex (Genève):
chez l'auteur 1986]

p (1-3), 4-23; 40 col. figs

Original decorated wrappers; 10 cm

Euro 20

[314] VIANI, Pierre & André JOUVET

Le grand livre des champignons. Comment les
reconnait-on? Ou les trouve-t-on? Comment vivent-
ils? Paris: Éditions de Vecchi 1975

(1-5), 6-247: col figs

The Italian edition was published a year before. Original cloth
with decorated dust-wrapper; 23,5 cm Euro 10



[315] VIGO

[315] VIGO, Gianbernardo

Tubera terrae. Carmen. Taurini: Ex
typographia regia 1776.

p (i-vi), (1)-47, (i-ii), iii-55: 1 engraving, 2
vignettes on titles

Volbracht 2190; Vicaire 864; Pritzel 9768; Paleari-H. 1008;
Streinz p 719. - A work on truffles of great rarity, in the most
complete Latin edition with translation in Italian language.
Gianbernardo Vigo (1719-1805) was a professor for rhetoric
in Torino in Italy. In this work he praises the white Italian
Piemont-truffle as superior to the black french Perigord-
truffel - an early example of the truffle-concurrence between
the Italians and the French - called „Gastrochauvinism“
by the truffle-historian Rengenier C. Rittersma. The lovely
engraving depicts two truffle-hunters and their dogs at work.
The copy is nice and clean, a small worm-hole affects margins
of the last seven leaves. Bound in contemporary paper-cover,
slightly soiled. 23 cm Euro 3000

[316] VIOLA, Severino

Macromiceti. Funghi superiori eduli e tossici.
Iconografia fotografica per i medici. Edizione
artistica Maestretti. Laboratori farmaceutici
Maestretti. Novara: Stampa I. G. D. A. 1964-1964.
p (1-8): 72 col. plates with explanation on verso

Original pictorial folder; 27 cm

Euro 20

[317] VISHNIAC, Roman

Mushrooms. Prepared with the cooperation of the National Audubon Society. Garden City N. Y.: Nelson Doubleday 1957
p (1-4), 5-48: 42 col. ill.

Volbracht 2192. - The col. illustrations not yet pasted in, but added loosely. Inscribed by the author. Original paper-cover. 21 cm Euro 16

[318] VOLBRACHT, Christian

MykoLibri. Die Bibliothek der Pilzbücher. Hamburg: Authors edition 2006-2017 (i-xii), (13)-528: 450 col. figs and plates (i-iv, (v-vi), 1-115 (116): 100 col. figs and plates

Volume 1 and 2: In all 2700 entries with 3800 books and prints with bibliographical references and many short commentaries about rarity and special interest. Bibliography, general index. Bound in cloth with gilt title and vignette and pictorial dust-wrappers. 4o; 29,5 x 21 cm Euro 120

[319] VOLBRACHT, Christian

Trüffeln - Mythos und Wirklichkeit. Wiesbaden: Tre Torri and Hamburg: The author 2012 (i-iii, i-iv), 5-182: col. figs, 1 inserted leaf of handmade paper with truffle-exsiccatae

Limited special edition of 100 numbered copies. The normal edition is out of print. Binding with leather inlays with truffle structure and as an appendix a leave of handmade paper from Polypore-mushrooms and dried slices of truffles. Signed by the author with Coprinus-ink. 21 cm Euro 150

[320] VOS, J. A. de & G. J. BLANKENA

Paddestoelen. Zutphen: Thieme 1977 (1-3), 4-64: col. plates

The Dutch edition of Haas & Schremp: Pilze in Wald und Flur. Original paperback; 18 cm Euro 10

[321] WAHLENBERG, Georg

Flora Suecica enumerans plantas Sueciæ indigenas (...) Pars prior [- posterior]. Auctior et emendatior denuo impressa. Upsaliæ: Impensis Palmblad & C. etc. 1831-1833

(i), (1)-445, (i), (1)-xcvii, 447-1134: 1 folded chart

Volbracht 2220; Stafleu 16.523. - Second edition, with fungi on pages 958-1086, describing nearly 2000 species. The introduction bound at beginning of part 2. Good and clean copy, small hole on title of part 2. Nice modern hardcover binding; 19,7 cm Euro 300

[322] WALTHER, Ernst

Taschenbuch für deutsche Pilzsammler. Eine Anleitung zur Kenntnis der wichtigsten eßbaren, giftigen und ungenießbaren Pilze unter Gegenüberstellung von Doppelgängern. Mit 50 Bildern im Farbendruck und 48 Federzeichnungen von Kunstmaler Arno Grimm. Leipzig: Hesse & Becker Verlag 1917. Small 8vo
p (1-5), 6-95: 14 col. plates, 48 figs (Hesses Volksbücherei 1166-1170)

Volbracht 2224; Uellner 1862. - First edition. A few names of fungi added to plates. Original decorated paper-cover; 16,5 cm Euro 13

[323] WANG Qi & Li YU

Trichiales in China. Beijing: Science Press 2006
p 134: 59 plates

Describing 59 species. Original hardcover with decorated dust-wrappers. 27 cm Euro 50

[324] WASSINK, E. C.

Observation on the luminescence in Fungi I, including a critical review of the species mentioned as luminescent in literature. Extrait du Recueil des travaux botaniques néerlandais, Vol XLI (1948)
p (148)-211, (212): 2 plates.

Volbracht 2228; Uellner 1867. - Scarce. Original wrappers; 22 cm Euro 32

[325] WEHMEYER, Lewis E.

The pyrenomycetous fungi. Published for the New York botanical garden in collaboration with the mycological society of America. Lehre: Cramer 1975

p (i-ii), (i)-vii, 1-250: portrait (Mycologia memoir 6)

New copy in modern art leather; 23 cm Euro 120

[326] WESTFÄLISCHE PILZBRIEFE

Herausgegeben von Hermann Jahn. Recklinghausen & Detmold. Band I-X/XI, 1957-1986

Volbracht 2251; Uellner 1877. - Very good complete copy of this scarce journal edited by a German specialist for Polyporaceae. Bound in nice private halfcloth. 22 cm Euro 180

[327] WINKLER, Rudolf

2000 Pilze einfach bestimmen. In Zusammenarbeit mit Margrit Montalta et al. Aarau: AT Verlag 1996
p (1-6), 7-550 (551): figs; p 1-31 (Leitfaden zur Bestimmung der Gattung; 120 charts; 1 disc with determination-software

Original bindings in the original decorated box. 23 cm Euro 72

[328] WINTERHOFF, Wulfard

Die Großpilzflora von Erlenbruchwäldern und deren Kontaktgesellschaften in der nordbadischen Oberrheinebene. Herausgegeben von der Landesanstalt für Umweltschutz Baden-Württemberg. Karlsruhe: 1993

1-100: 37 partly col. figs

Good copy in original wrappers. 23,7 x 18,6 cm Euro 18

[329] WRIGHT, John

Mushrooms for the millions. Illustrated. A practical treatise on the cultivation of the most profitable outdoor crop known. London: Journal of horticulture 1884

p (i-vi), (1)-104, (1-8, advertising): figs

Volbracht 2275; Buller p 62 (ed. 1889). - An early English book on mushroom-culture. Nice copy in original cloth; 19 cm Euro 30